



A COMPLETE PRODUCT RANGE OF HYDRAULIC ADAPTORS
SOLUTION FOR ALL HEAVY EQUIPMENTS



HYDRAULIC ADAPTORS

ADAPTORS SUMMARY

Description	Reference	Page
JIC ADAPTORS		
MALE PLUG JIC (SAE J514)	0402500	11
FEMALE PLUG JIC (SAE J514)	0412500	11
SLEEVE JIC (SAE J514)	0422500	12
NUT JIC (SAE J514)	0432500	12
STRAIGHT ADAPTOR LONG JIC MALE 74° CONE SAE MALE O-RING BOSS TYPE (SAE J1926)	0502230	13
STRAIGHT ADAPTOR JIC MALE BULKHEAD 74° CONE (SAE J514) NPTF MALE 60° CONE SEAT (SAE J514)	0502328	13
STRAIGHT ADAPTOR JIC MALE 74° CONE (SAE J514) BSP MALE O-RING BOSS TYPE (ISO 1179-3)	0502503	14
JIC MALE (SAE J514) BSP MALE 60° CONE SEAT (ISO 228)	0502505	15
STRAIGHT ADAPTOR JIC MALE 74° CONE (SAE J514) BSP MALE TAPERED (ISO 7)	0502507	16
STRAIGHT ADAPTOR JIC MALE 74° CONE (SAE J514) NPTF MALE 60° CONE SEAT (SAE J514)	0502519	17
STRAIGHT BULKHEAD ADAPTOR JIC MALE 74° CONE (SAE J514)	0502523	18
STRAIGHT ADAPTOR JIC MALE 74° CONE (SAE J514)	0502525	18
STRAIGHT ADAPTOR JIC MALE 74° CONE (SAE J514) NPTF MALE 60° CONE SEAT (SAE J514)	0502528	19
STRAIGHT ADAPTOR JIC MALE 74° CONE (SAE J514) SAE MALE O-RING BOSS TYPE (SAE J1926)	0502530	20
JIC MALE (SAE J514) - AGRICULTURAL PORT	0502554	21
UNION JIC FEMALE 37° CONE SEAT (SAE J514 / ISO 8434-2)	0512525	21
STRAIGHT ADAPTOR JIC FEMALE 74° CONE SEAT (SAE J514) NPTF FIXED FEMALE (SAE J514)	0512534	22
JIC FEMALE (SAE J514) BSP PRESSURE GAUGE PORT	0512553	22
STRAIGHT ADAPTOR JIC FEMALE 74° CONE SEAT (SAE J514) BSP MALE O-RING BOSS TYPE (ISO 1179-3)	0520325	23
STRAIGHT ADAPTOR JIC FEMALE 74° CONE SEAT (SAE J514) - BSP MALE TAPERED (ISO 7)	0520725	24
METRIC MALE (ISO 6149-2) JIC FEMALE (SAE J514)	0521925	25
JIC MALE (SAE J514) BSP FIXED FEMALE	0522503	25
JIC MALE 37° CONE (SAE J514 / ISO 8434-2) - BSP FIXED FEMALE (ISO 1179-1)	0522504	26
JIC MALE (SAE J514) METRIC FIXED FEMALE (ISO 6149-1)	0522519	26
STRAIGHT ADAPTOR JIC MALE 74° CONE JIC FEMALE 74° CONE SEAT (SAE J514)	0522525	27
JIC MALE (SAE J514) NPSM SWIVEL FEMALE (SAE J476A)	0522528	28
JIC MALE (SAE J514) SAE FEMALE PORT (SAE J1926-1)	0522530	28
STRAIGHT ADAPTOR JIC MALE 74° CONE (SAE J514) NPTF FIXED FEMALE (SAE J514)	0522534	29
JIC MALE (SAE J514) BSP PRESSURE GAUGE PORT	0522553	29
STRAIGHT ADAPTOR NPTF MALE 60° CONE SEAT (SAE J514) JIC FEMALE 74° CONE SEAT (SAE J514)	0522825	30

ADAPTORS SUMMARY

Description	Reference	Page
STRAIGHT ADAPTOR SAE MALE O-RING BOSS TYPE (SAE J1926) JIC FEMALE 74° CONE SEAT (SAE J514)	0523025	30
NPT MALE - JIC FEMALE (SAE J514)	0523525	31
45° ELBOW ADAPTOR JIC MALE 74° CONE (SAE J514) BSP MALE TAPERED (ISO 7)	0532507	32
45° ELBOW ADJUSTABLE ADAPTOR JIC MALE 74° CONE (SAE J514) BSP MALE O-RING BOSS TYPE (ISO 1179-3)	0532509	32
JIC MALE (SAE J514) METRIC MALE O-RING BOSS TYPE (ISO 6149-2), 45 ELBOW	0532519	33
45° ELBOW BULKHEAD ADAPTOR JIC MALE 74° CONE (SAE J514)	0532523	33
JIC MALE (SAE J514), 45 ELBOW	0532525	34
45° ELBOW ADAPTOR JIC MALE 74° CONE (SAE J514) NPTF MALE 60° CONE SEAT (SAE J514)	0532528	34
45° ELBOW ADJUSTABLE ADAPTOR JIC MALE 74° CONE (SAE J514) SAE MALE O-RING BOSS TYPE (SAE J1926)	0532531	35
45° ELBOW ADAPTOR JIC MALE 74° CONE JIC FEMALE 74° CONE SEAT (SAE J514)	0552525	35
90° ELBOW ADAPTOR JIC MALE 74° CONE (SAE J514) BSP MALE TAPERED LONG (ISO 7)	0562502	36
90° ELBOW ADAPTOR JIC MALE 74° CONE (SAE J514) BSP MALE TAPERED (ISO 7)	0562507	37
90° ELBOW ADJUSTABLE ADAPTOR JIC MALE 74° CONE (SAE J514) BSP MALE O-RING BOSS TYPE (ISO 1179-3)	0562509	38
90° ELBOW ADJUSTABLE ADAPTOR JIC MALE 74° CONE (SAE J514) METRIC MALE (ISO 6149)	0562519	39
90° ELBOW BULKHEAD ADAPTOR JIC MALE 74° CONE (SAE J514)	0562523	39
90° ELBOW ADAPTOR JIC MALE 74° CONE (SAE J514)	0562525	40
90° ELBOW ADAPTOR JIC MALE 74° CONE (SAE J514) NPTF MALE 60° CONE SEAT (SAE J514)	0562528	41
90° ELBOW ADJUSTABLE ADAPTOR JIC MALE 74° CONE (SAE J514) SAE MALE O-RING BOSS TYPE (SAE J1926)	0562531	41
JIC MALE (SAE J514) NPT MALE, 90 ELBOW	0562535	43
90° ELBOW ADAPTOR JIC MALE 74° CONE JIC FEMALE 74° CONE SEAT (SAE J514)	0582525	44
90° ELBOW ADAPTOR JIC MALE 74° CONE (SAE J514) NPTF FIXED FEMALE (SAE J514)	0582534	44
90° ELBOW ADAPTOR NPTF MALE 60° CONE SEAT (SAE J514) JIC FEMALE 74° CONE SEAT (SAE J514)	0582825	45
UNION TEE JIC MALE 74° CONE (SAE J514)	0702525	45
BRANCH TEE JIC MALE 74° CONE (SAE J514) BSP FEMALE TAPERED (ISO 7)	0712502	46
BRANCH TEE JIC MALE 74° CONE JIC FEMALE 74° CONE SEAT (SAE J514)	0712525	46
RUN TEE JIC MALE 74° CONE JIC FEMALE 74° CONE SEAT (SAE J514)	0722525	47
RUN TEE JIC MALE 74° CONE (SAE J514) BSP MALE TAPERED (ISO 7)	0762507	47
RUN TEE ADJUSTABLE JIC MALE 74° CONE (SAE J514) BSP MALE O-RING BOSS TYPE (ISO 1179-3)	0762509	48
RUN TEE JIC MALE (SAE J514) METRIC ADJUSTABLE MALE (ISO 6149-2)	0762519	49
RUN TEE BULKHEAD JIC MALE 74° CONE (SAE J514)	0762523	49

ADAPTORS SUMMARY

Description	Reference	Page
RUN TEE JIC MALE (SAE J514) NPTF MALE (SAE J476A)	0762528	50
RUN TEE ADJUSTABLE JIC MALE 74° CONE (SAE J514) SAE MALE O-RING BOSS TYPE (SAE J1926)	0762531	50
BRANCH TEE JIC MALE 74° CONE (SAE J514) BSP MALE TAPERED (ISO 7)	0782507	51
BRANCH TEE ADJUSTABLE JIC MALE 74° CONE (SAE J514) BSP MALE O-RING BOSS TYPE (ISO 1179-3)	0782509	52
BRANCH TEE JIC MALE (SAE J514) METRIC ADJUSTABLE MALE (ISO 6149-2)	0782519	53
BRANCH TEE BULKHEAD JIC MALE 74° CONE (SAE J514)	0782523	53
BRANCH TEE JIC MALE 74° CONE (SAE J514) NPTF MALE 60° CONE SEAT (SAE J514)	0782528	54
BRANCH TEE ADJUSTABLE JIC MALE 74° CONE (SAE J514) SAE MALE O-RING BOSS TYPE (SAE J1926)	0782531	54
EQUAL CROSS JIC MALE (SAE J514)	0902525	55

BSP ADAPTORS

MALE PLUG BSP OR BOSS (ISO 1179-3)	0400300	56
BSP MALE PLUG WITH SHAPED SEAL AND HEXAGONAL SOCKET HEAD	0400300E	56
MALE PLUG BSP PARALLEL 60° CONE SEAT (ISO 228)	0400500	57
MALE PLUG BSP PARALLEL 60° CONE SEAT DIN PROFILE (ISO 228)	0400500D	57
MALE PLUG BSP TAPERED (ISO 7)	0400700	58
BSP MALE PLUG "HEXAGONAL SOCKET HEAD" (ISO 7)	0400700E	58
BSP FIXED FEMALE PLUG	0410400	59
FEMALE PLUG BSP PARALLEL 60° CONE SEAT (ISO 228)	0410500	59
STRAIGHT ADAPTOR BSP MALE PARALLEL 60° CONE SEAT (ISO 228) BSP MALE O-RING BOSS TYPE (ISO 1179-3)	0500503	60
BSP MALE 60° CONE SEAT BSP BULKHEAD MALE (ISO 228)	0500504	61
STRAIGHT ADAPTOR BSP MALE PARALLEL 60° CONE SEAT (ISO 228)	0500505	62
STRAIGHT ADAPTOR BSP MALE PARALLEL 60° CONE SEAT (ISO 228) - BSP MALE TAPERED (ISO 7)	0500507	63
STRAIGHT ADAPTOR BSP MALE PARALLEL 60° CONE SEAT (ISO 228) NPTF MALE 60° CONE SEAT (SAE J514)	0500528	64
STRAIGHT ADAPTOR BSP MALE 60° CONE SEAT (ISO 228) SAE MALE O-RING BOSS TYPE (SAE J1926)	0500530	65
STRAIGHT ADAPTOR BSP MALE TAPERED (ISO 7)	0500707	66
STRAIGHT ADAPTOR BSP FIXED FEMALE	0510404	67
STRAIGHT ADAPTOR BSP FEMALE 60° CONE (ISO 228) BSP FEMALE TAPERED (ISO 7)	0510502	67
STRAIGHT ADAPTOR BSP FEMALE 60° CONE (ISO 228)	0510505	68
BSP FEMALE 60° CONE WITH O-RING (ISO 228)	0510808	69

ADAPTORS SUMMARY

Description	Reference	Page
STRAIGHT ADAPTOR BSP MALE OR BOSS (ISO 1179-3) BSP FIXED FEMALE (ISO 1179-1)	0520304	69
STRAIGHT ADAPTOR BSP MALE OR BOSS (ISO 1179-3) BSP FEMALE 60° CONE (ISO 228)	0520305	69
BSP MALE O'RING BOSS TYPE (ISO 1179-3) BSP PRESSURE GAUGE PORT	0520353	70
BSP MALE 60° CONE SEAT - BSP FIXED FEMALE	0520504	70
STRAIGHT ADAPTOR BSP MALE PARALLEL 60° CONE SEAT BSP FEMALE 60° CONE (ISO 228)	0520505	71
STRAIGHT ADAPTOR BSP MALE PARALLEL 60° CONE SEAT DIN PROFILE BSP FEMALE 60° CONE (ISO 228)	0520505D	71
BSP MALE 60° CONE SEAT DIN PROFILE BSP FEMALE 60° CONE WITH O'RING (ISO 228)	0520508	72
STRAIGHT ADAPTOR BSP MALE 60° CONE SEAT (ISO 228) NPSM SWIVEL FEMALE 60° CONE (SAE J514)	0520528	73
BSP MALE TAPERED (ISO 7) BSP FIXED FEMALE	0520704	74
STRAIGHT ADAPTOR BSP FEMALE 60° CONE (ISO 228) BSP MALE TAPERED (ISO 7)	0520705	75
45° ELBOW ADAPTOR BSP MALE PARALLEL 60° CONE SEAT (ISO 228) - BSP MALE TAPERED (ISO 7)	0530507	75
45° ELBOW ADJUSTABLE ADAPTOR BSP MALE PARALLEL 60° CONE SEAT (ISO 228) - BSP MALE O-RING BOSS TYPE (ISO 1179-3)	0530509	76
45° ELBOW ADJUSTABLE ADAPTOR BSP MALE PARALLEL 60° CONE SEAT (ISO 228) SAE MALE O-RING BOSS TYPE (SAE J1926)	0530531	77
DOUBLE BSP FIXED FEMALE, 45° ELBOW	0540404	77
45° ELBOW ADAPTOR BSP MALE PARALLEL 60° CONE SEAT BSP FEMALE 60° CONE (ISO 228)	0550505	78
BSP MALE TAPERED (ISO 7) BSP FIXED FEMALE, 45° ELBOW	0550704	78
"BSP MALE 60° CONE SEAT PARALLEL - BSP BULKHEAD MALE (ISO 228), 90° ELBOW	0560504	79
90° ELBOW ADAPTOR BSP MALE PARALLEL 60° CONE SEAT (ISO 228)	0560505	79
90° ELBOW ADAPTOR BSP MALE PARALLEL 60° CONE SEAT (ISO 228) BSP MALE TAPERED (ISO 7)	0560507	80
90° ELBOW ADJUSTABLE ADAPTOR BSP MALE PARALLEL 60° CONE SEAT (ISO 228) - BSP MALE O-RING BOSS TYPE (ISO 1179-3)	0560509	80
90° ELBOW ADAPTOR BSP MALE PARALLEL 60° CONE SEAT (ISO 228) NPTF MALE 60° CONE SEAT (SAE J514)	0560528	81
90° ELBOW ADJUSTABLE ADAPTOR BSP MALE PARALLEL 60° CONE SEAT (ISO 228) SAE MALE O-RING BOSS TYPE (SAE J1926)	0560531	81
90° ELBOW ADAPTOR BSP MALE TAPERED (ISO 7)	0560707	82
90° ELBOW ADAPTOR BSP FIXED FEMALE	0570404	82
90° ELBOW ADAPTOR BSP FEMALE 60° CONE (ISO 228)	0570505	83
90° ELBOW ADAPTOR BSP MALE PARALLEL 60° CONE SEAT BSP FEMALE 60° CONE (ISO 228)	0580505	83
BSP MALE 60° CONE SEAT BSP FEMALE 60° CONE WITH O'RING (ISO 228), 90° ELBOW	0580508	84
BSP MALE TAPERED (ISO 7) BSP FIXED FEMALE, 90° ELBOW	0580704	84
90° ELBOW ADAPTOR BSP MALE TAPERED (ISO 7) BSP FEMALE 60° CONE (ISO 228)	0580705	85
90° ELBOW ADJUSTABLE ADAPTOR BSP MALE OR BOSS (ISO 1179) BSP FEMALE 60° CONE (ISO 228)	0580905	85

ADAPTORS SUMMARY

Description	Reference	Page
UNION TEE BSP MALE 60° CONE SEAT (ISO 228)	0700505	86
BRANCH TEE BSP MALE 60° CONE SEAT BSP FEMALE 60° CONE (ISO 228)	0710505	86
RUN TEE BSP MALE 60° CONE SEAT BSP FEMALE 60° CONE (ISO 228)	0720505	87
UNION TEE BSP FIXED FEMALE	0730404	87
UNION TEE BSP FEMALE 60° CONE (ISO 228)	0730505	88
RUN TEE ADJUSTABLE BSP MALE 60° CONE SEAT (ISO 228) BSP MALE O-RING BOSS TYPE (ISO 1179-3)	0760509	88
RUN TEE ADJUSTABLE BSP MALE 60° CONE SEAT (ISO 228) SAE MALE O-RING BOSS TYPE (SAE J1926)	0760531	89
BRANCH TEE ADJUSTABLE BSP MALE 60° CONE SEAT (ISO 228) BSP MALE O-RING BOSS TYPE (ISO 1179-3)	0780509	89
BRANCH TEE ADJUSTABLE BSP MALE 60° CONE SEAT (ISO 228) SAE MALE O-RING BOSS TYPE (SAE J1926)	0780531	90

ORFS ADAPTORS

MALE PLUG ORFS (SAE J1453)	0402400	91
FEMALE PLUG ORFS (SAE J1453)	0412400	91
SLEEVE ORFS (SAE J1453)	0422400	92
NUT ORFS (SAE J1453)	0432400	92
STRAIGHT ADAPTOR ORFS MALE (SAE J1453) BSP OR BOSS MALE (ISO 1179)	0502403	93
STRAIGHT ADAPTOR ORFS MALE (SAE J1453) METRIC MALE (ISO 6149)	0502419	94
STRAIGHT ADAPTOR ORFS MALE (SAE J1453)	0502424	95
STRAIGHT ADAPTOR ORFS MALE (SAE J1453) JIC MALE 74° CONE (SAE J514)	0502425	95
STRAIGHT BULKHEAD ADAPTOR ORFS MALE (SAE J1453)	0502427	96
STRAIGHT ADAPTOR ORFS MALE (SAE J1453) NPTF MALE 60° CONE SEAT (SAE J514)	0502428	96
ORFS MALE - ORFS LONG TYPE MALE (SAE J1453)	0502429	97
STRAIGHT ADAPTOR ORFS MALE (SAE J1453) SAE MALE O-RING BOSS TYPE (SAE J1926)	0502430	97
STRAIGHT ADAPTOR LONG ORFS MALE (SAE J1453) SAE MALE O-RING BOSS TYPE (SAE J1926)	0502930	98
BSP MALE 60° CONE SEAT DIN PROFILE (BS5200 / ISO 8434-6) - ORFS SWIVEL FEMALE (SAE J1453 / ISO 8434-3)	0520524	98
STRAIGHT ADAPTOR ORFS MALE ORFS SWIVEL FEMALE (SAE J1453)	0522424	99
ORFS MALE (SAE J1453) WITH BRAZING SOCKET	0522495	99
STRAIGHT ADAPTOR JIC MALE 74° CONE (SAE J514) ORFS FEMALE (SAE J1453)	0522524	100
STRAIGHT ADAPTOR SAE OR BOSS MALE (SAE J1926) ORFS FEMALE (SAE J1453)	0523024	100
ORFS MALE (SAE J1453) BSP MALE O-RING BOSS TYPE (ISO 1179-3), 45° ELBOW	0532409	101

ADAPTORS SUMMARY

Description	Reference	Page
ORFS MALE (SAE J1453) METRIC ADJUSTABLE MALE (ISO 6149), 45° ELBOW	0532419	101
45° ELBOW ADAPTOR ORFS MALE (SAE J1453)	0532424	101
45° ELBOW ADJUSTABLE ADAPTOR ORFS MALE (SAE J1453) SAE MALE O-RING BOSS TYPE (SAE J1926)	0532431	102
90° ELBOW ADJUSTABLE ADAPTOR ORFS MALE (SAE J1453) BSP OR BOSS MALE (ISO 1179)	0562409	102
ORFS MALE (SAE J1453) METRIC ADJUSTABLE MALE (ISO 6149-2), 90° ELBOW	0562419	103
90° ELBOW ADAPTOR ORFS MALE (SAE J1453)	0562424	103
ORFS MALE (SAE J1453) ORFS BULKHEAD MALE, 90° ELBOW	0562427	104
90° ELBOW ADAPTOR ORFS MALE (SAE J1453) NPTF MALE 60° CONE SEAT (SAE J514)	0562428	104
90° ELBOW ADJUSTABLE ADAPTOR ORFS MALE (SAE J1453) SAE MALE O-RING BOSS TYPE (SAE J1926)	0562431	105
90° ELBOW ADAPTOR ORFS MALE-ORFS FEMALE (SAE J1453)	0582424	105
90° ELBOW ADJUSTABLE ADAPTOR ORFS FEMALE (SAE J1453) SAE OR BOSS MALE (SAE J1926)	0583124	106
UNION TEE ORFS MALE (SAE J1453)	0702424	106
BRANCH TEE ORFS MALE ORFS FEMALE (SAE J1453)	0712424	107
RUN TEE ORFS MALE ORFS FEMALE (SAE J1453)	0722424	107
RUN TEE BULKHEAD ORFS MALE (SAE J1453)	0762427	108
RUN TEE ADJUSTABLE ORFS MALE (SAE J1453) SAE MALE O-RING BOSS TYPE (SAE J1926)	0762431	108
BRANCH TEE ORFS MALE (SAE J1453) BSP MALE O-RING BOSS TYPE (ISO1179-3)	0782409	109
BRANCH TEE ADJUSTABLE ORFS MALE (SAE J1453) SAE MALE O-RING BOSS TYPE (SAE J1926)	0782431	109
EQUAL CROSS ORFS MALE (SAE J1453)	0902424	110

NPTF - NPSM ADAPTORS

MALE PLUG NPTF 60° CONE SEAT (SAE J514)	0402800	111
STRAIGHT ADAPTOR NPTF MALE 60° CONE SEAT (SAE J514)	0502828	111
NPTF FIXED FEMALE (SAE J476A)	0512828	112
STRAIGHT ADAPTOR NPSM SWIVEL FEMALE 60° CONE (SAE J514) NPTF FIXED FEMALE (SAE J514)	0512834	113
STRAIGHT ADAPTOR NPTF FIXED FEMALE (SAE J514)	0513434	113
STRAIGHT ADAPTOR NPTF MALE 60° CONE SEAT (SAE J514) NPSM SWIVEL FEMALE 60° CONE (SAE J514)	0522828	113
INCREASE ADAPTOR / REDUCER BUSHING NPTF MALE - NPTF FIXED FEMALE (SAE J514)	0522834	114
STRAIGHT ADAPTOR SAE MALE O-RING BOSS TYPE (SAE J1926) NPSM SWIVEL FEMALE 60° CONE (SAE J514)	0523028	115
NPT MALE - NPSM SWIVEL FEMALE	0523528	115

ADAPTORS SUMMARY

Description	Reference	Page
NPT MALE - NPT FEMALE	0523535	116
45° ELBOW ADAPTOR NPTF MALE 60° CONE SEAT (SAE J514) NPSM SWIVEL FEMALE 60° CONE (SAE J514)	0552828	116
45° ELBOW ADJUSTABLE ADAPTOR SAE MALE O-RING BOSS TYPE (SAE J1926) NPSM SWIVEL FEMALE 60° CONE (SAE J514)	0553128	117
90° ELBOW ADAPTOR NPTF MALE 60° CONE SEAT (SAE J514)	0562828	117
90° ELBOW ADAPTOR NPSM SWIVEL FEMALE 60° CONE (SAE J514) NPTF FIXED FEMALE (SAE J514)	0572834	118
90° ELBOW ADAPTOR NPTF FIXED FEMALE (SAE J514)	0573434	118
90° ELBOW ADAPTOR NPTF MALE 60° CONE SEAT (SAE J514) NPSM SWIVEL FEMALE 60° CONE (SAE J514)	0582828	119
90° ELBOW ADAPTOR NPTF MALE 60° CONE SEAT (SAE J514) NPTF FIXED FEMALE (SAE J514)	0582834	120
90° ELBOW ADJUSTABLE ADAPTOR SAE MALE O-RING BOSS TYPE (SAE J1926) NPSM SWIVEL FEMALE 60° CONE (SAE J514)	0583128	121
UNION TEE NPSM SWIVEL FEMALE 60° CONE (SAE J514)	0732828	121
UNION TEE NPTF FIXED FEMALE (SAE J514)	0733434	122
BRANCH TEE NPSM SWIVEL FEMALE 60° CONE (SAE J514) NPTF MALE 60° CONE SEAT (SAE J514)	0742828	122
BRANCH TEE NPTF FIXED FEMALE (SAE J514) NPTF MALE 60° CONE SEAT (SAE J514)	0742834	123

METRIC ADAPTORS

METRIC MALE PLUG WITH SHAPED SEAL AND HEXAGONAL SOCKET HEAD	0401900E	124
BSP MALE TAPERED (ISO 7) METRIC MALE, 60° CONE SUPERLIGHT TYPE	0500710	125
BSP MALE TAPERED (ISO 7) METRIC MALE (ISO 6149-1)	0500719	125
METRIC MALE, 60° CONE SEAT, DIN SUPERLIGHT TYPE	0501010	126
METRIC FEMALE (ISO 6149-1)	0511919	126
BSP MALE TAPERED (ISO 7) METRIC FIXED FEMALE	0520714	127
METRIC MALE (ISO 6149-2) BSP FIXED FEMALE	0521904	127
METRIC MALE (ISO 6149-2) METRIC FIXED FEMALE (DIN 3852-1)	0521914	128
METRIC MALE (ISO 6149) NPT FEMALE	0521935	128

BITE RING CONNECTORS

METRIC MALE PLUG, LIGHT TYPE (DIN 2353)	0401100	129
METRIC MALE PLUG, HEAVY TYPE (DIN 2353)	0401200	129
METRIC FEMALE PLUG, LIGHT TYPE (DIN 2353)	0411500	130
METRIC FEMALE PLUG, HEAVY TYPE (DIN 2353)	0411600	130

ADAPTORS SUMMARY

Description	Reference	Page
BITE RING, LIGHT TYPE (DIN 2353)	0421100	131
BITE RING B4, LIGHT TYPE (DIN 2353)	0421100B4	131
BITE RING, LIGHT TYPE (DIN 2353)	0421200	132
BITE RING B4, HEAVY TYPE (DIN 2353)	0421200B4	132
METRIC SLEEVE, FRENCH MILLIMETRIC TYPE	0421700	133
METRIC NUT, LIGHT TYPE (DIN 2353)	0431100	134
METRIC NUT, HEAVY TYPE (DIN 2353)	0431200	134
METRIC NUT, FRENCH MILLIMETRIC TYPE	0431700	135
METRIC NUT, FRENCH GAZ TYPE	0431800	135
METRIC MALE LIGHT TYPE (DIN 2353) BSP MALE O'RING	0501106	136
BSP MALE TAPERED (ISO 7) METRIC MALE LIGHT TYPE (DIN 2353)	0501107	137
METRIC MALE LIGHT TYPE (DIN 2353)	0501111	138
METRIC MALE (DIN 3852-11) METRIC MALE, LIGHT TYPE (DIN 2353)	0501114	139
METRIC MALE LIGHT TYPE (DIN 2353) NPTF MALE (SAE J476A)	0501128	140
METRIC MALE LIGHT TYPE (DIN 2353) SAE MALE O'RING BOSS TYPE (SAE J1926)	0501130	141
METRIC MALE LIGHT TYPE METRIC BULKHEAD MALE LIGHT TYPE (DIN 2353)	0501177	141
METRIC MALE LIGHT TYPE (DIN 2353) METRIC MALE TAPERED	0501188	142
METRIC MALE LIGHT TYPE (DIN 2353) WELDING PIPE	0501195	142
METRIC MALE HEAVY TYPE (DIN 2353) BSP MALE O'RING	0501206	143
METRIC MALE HEAVY TYPE (DIN 2353) BSP MALE TAPERED (ISO 7)	0501207	144
METRIC MALE HEAVY TYPE (DIN 2353)	0501212	145
METRIC MALE HEAVY TYPE (DIN 2353) METRIC MALE (DIN 3852-11)	0501214	146
METRIC MALE HEAVY TYPE (DIN 2353) NPTF MALE (SAE J476A)	0501228	146
METRIC MALE HEAVY TYPE (DIN 2353) SAE MALE O'RING BOSS TYPE (SAE J1926)	0501230	147
METRIC MALE HEAVY TYPE METRIC BULKHEAD MALE HEAVY TYPE (DIN 2353)	0501287	147
METRIC MALE HEAVY TYPE (DIN 2353) METRIC MALE TAPERED	0501288	148
METRIC MALE HEAVY TYPE (DIN 2353) WELDING PIPE	0501295	148
METRIC FEMALE CONNECTOR, LIGHT TYPE STRAIGHT COUPLING WITH SWIVEL NUT (DIN 2353)	0511515	149
METRIC FEMALE CONNECTOR, HEAVY TYPE STRAIGHT COUPLING WITH SWIVEL NUT (DIN 2353)	0511616	149
BSP MALE - METRIC FEMALE LIGHT TYPE (DIN 2353)	0520615	150

ADAPTORS SUMMARY

Description	Reference	Page
BSP MALE METRIC FEMALE HEAVY TYPE (DIN2353)	0520616	150
BSP MALE METRIC FEMALE STANDPIPE, LIGHT TYPE (DIN2353)	0520620	151
BSP MALE METRIC FEMALE STANDPIPE, HEAVY TYPE (DIN 2353)	0520621	151
METRIC MALE, LIGHT TYPE (DIN 2353) BSP BANJO COUPLING WITH ELASTOMER SEAL	0521103	152
METRIC MALE, LIGHT TYPE (DIN 2353) BSP FIXED FEMALE	0521104	152
METRIC MALE, LIGHT TYPE (DIN 2353) METRIC BANJO COUPLING WITH ELASTOMER SEAL	0521109	153
METRIC MALE, LIGHT TYPE (DIN 2353) METRIC FIXED FEMALE (DIN 3852-11)	0521114	153
REDUCING ADAPTOR WITH O'RING, LIGHT TYPE (DIN 2353)	0521115	154
REDUCING STANDPIPE ADAPTOR, LIGHT TYPE (DIN 2353)	0521120	155
METRIC MALE, LIGHT TYPE (DIN 2353) BSP PRESSURE GAUGE PORT	0521153	156
METRIC MALE, HEAVY TYPE (DIN 2353) BSP BANJO COUPLING WITH ELASTOMER SEAL	0521203	156
METRIC MALE, HEAVY TYPE (DIN 2353) BSP FIXED FEMALE	0521204	157
METRIC MALE, HEAVY TYPE (DIN 2353) METRIC BANJO COUPLING WITH ELASTOMER SEAL	0521209	157
METRIC MALE, HEAVY TYPE (DIN 2353) METRIC FIXED FEMALE (DIN 3852-11)	0521214	158
METRIC REDUCING ADAPTOR WITH O'RING, HEAVY TYPE (DIN 2353)	0521216	159
REDUCING STANDPIPE ADAPTOR, HEAVY TYPE (DIN 2353)	0521221	160
METRIC MALE, LIGHT TYPE (DIN 2353) BSP PRESSURE GAUGE PORT	0521253	161
METRIC MALE (DIN 3852-11) METRIC FEMALE, LIGHT TYPE (DIN 2353)	0521415	161
METRIC MALE (DIN 3852-11) METRIC FEMALE, HEAVY TYPE (DIN 2353)	0521416	162
METRIC MALE (DIN 3852-11) METRIC FEMALE STANDPIPE, LIGHT TYPE (DIN 2353)	0521420	162
WELDING FITTING WITH O'RING, HEAVY TYPE (DIN 2353)	0521695	163
METRIC MALE (DIN 3852-11) METRIC FEMALE STANDPIPE, HEAVY TYPE (DIN 2353)	0521421	163
NPTF MALE (SAE J476A) METRIC FEMALE STANDPIPE, LIGHT TYPE (DIN 2353)	0522820	164
NPTF MALE (SAE J476A) METRIC FEMALE STANDPIPE, HEAVY TYPE (DIN 2353)	0522821	164
METRIC MALE, LIGHT TYPE (DIN 2353) BSP FLAT FACE MALE, 90 ELBOW	0561106	165
METRIC MALE, LIGHT TYPE (DIN 2353) BSP MALE TAPERED (ISO 7), 90 ELBOW	0561107	165
METRIC MALE, LIGHT TYPE (DIN 2353), BSP MALE O'RING (ISO 1179-3), 90 ELBOW	0561109	166
METRIC MALE, LIGHT TYPE (DIN 2353), 90 EQUAL ELBOW	0561111	166
METRIC MALE, LIGHT TYPE (DIN 2353) NPT MALE (SAE J476A), 90 ELBOW	0561128	167
METRIC BULKHEAD MALE, LIGHT TYPE (DIN 2353), 90 ELBOW	0561177	167

ADAPTORS SUMMARY

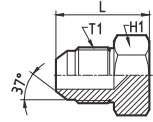
Description	Reference	Page
METRIC MALE, LIGHT TYPE (DIN 2353) METRIC MALE TAPERED, 90 ELBOW	0561188	168
METRIC MALE, HEAVY TYPE (DIN 2353) BSP FLAT FACE MALE, 90 ELBOW	0561206	168
METRIC MALE HEAVY TYPE (DIN 2353) BSP MALE TAPERED (ISO 7), 90 ELBOW	0561207	169
METRIC MALE HEAVY TYPE (DIN 2353), BSP MALE O'RING, 90 ELBOW	0561209	169
METRIC MALE HEAVY TYPE (DIN 2353), 90 ELBOW	0561212	170
METRIC MALE, HEAVY TYPE (DIN 2353) NPTF MALE (SAE J476A), 90 ELBOW	0561228	170
METRIC BULKHEAD MALE, HEAVY TYPE (DIN 2353), 90 ELBOW	0561267	171
METRIC MALE, HEAVY TYPE (DIN 2353) METRIC MALE TAPERED, 90 ELBOW	0561268	171
METRIC FEMALE STUD ELBOW, LIGHT TYPE (DIN 2353)	0581115	172
METRIC FEMALE STUD STANDPIPE 90 ELBOW, LIGHT TYPE (DIN 2353)	0581120	172
METRIC FEMALE STUD ELBOW, HEAVY TYPE (DIN 2353)	0581216	173
METRIC FEMALE STUD STANDPIPE 90 ELBOW, HEAVY TYPE (DIN 2353)	0581221	173
UNION TEE, LIGHT TYPE (DIN 2353)	0701111	174
UNION TEE, HEAVY TYPE (DIN 2353)	0701212	174
ADJUSTABLE STUD BRANCH TEE WITH O'RING, LIGHT TYPE (DIN 2353)	0711115	175
ADJUSTABLE STUD BRANCH TEE, LIGHT TYPE (DIN 2353)	0711120	175
ADJUSTABLE STUD BRANCH TEE WITH O'RING, HEAVY TYPE (DIN 2353)	0711216	176
ADJUSTABLE STUD BRANCH TEE, HEAVY TYPE (DIN 2353)	0711221	176
ADJUSTABLE STUD RUN TEE WITH O'RING, LIGHT TYPE (DIN 2353)	0721115	177
ADJUSTABLE STUD RUN TEE, LIGHT TYPE (DIN 2353)	0721120	177
ADJUSTABLE STUD RUN TEE WITH O'RING, HEAVY TYPE (DIN 2353)	0721216	178
ADJUSTABLE STUD RUN TEE, HEAVY TYPE (DIN 2353)	0721221	178
MALE STUD RUN TEE, LIGHT SERIES (DIN 2353) BSP MALE TAPERED (ISO 7)	0761107	179
MALE STUD BRANCH TEE, LIGHT SERIES (DIN 2353) BSP MALE TAPERED (ISO 7)	0781107	179
MALE STUD BRANCH TEE, HEAVY SERIES (DIN 2353) BSP MALE TAPERED (ISO 7)	0781207	180
EQUAL CROSS, LIGHT TYPE (DIN 2353)	0901111	180
EQUAL CROSS, HEAVY TYPE (DIN 2353)	0901212	181

ADAPTORS

JIC ADAPTORS

0402500

MALE PLUG JIC (SAE J514)

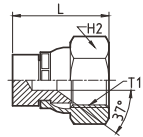


PART. REF.	THREADS	DIMENSION (mm)	
	T ₁ (UNF)	L	H ₁
0402500-04	7/16" - 20	20,0	14
0402500-05	1/2" - 20	21,0	14
0402500-06	9/16" - 18	23,0	16
0402500-08	3/4" - 16	25,0	22
0402500-10	7/8" - 14	29,0	24
0402500-12	1 1/16" - 12	33,0	30
0402500-14	1.3/16" - 12	34,0	32
0402500-16	1.5/16" - 12	36,0	35
0402500-20	1.5/8" - 12	41,0	43
0402500-24	1.7/8" - 12	44,0	50

If You wish to order a fitting/ ferrule/ adaptor in stainless, please add at the end of code.SS

0412500

FEMALE PLUG JIC (SAE J514)

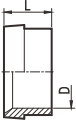


PART. REF.	THREADS	DIMENSION (mm)	
	T ₁ (UNF)	L	H ₂
0412500-04	7/16" - 20	24,0	16
0412500-05	1/2" - 20	25,0	16
0412500-06	9/16" - 18	27,0	19
0412500-08	3/4" - 16	31,0	22
0412500-10	7/8" - 14	32,0	27
0412500-12	1 1/16" - 12	34,0	32
0412500-14	1.3/16" - 12	34,0	35
0412500-16	1.5/16" - 12	39,0	38
0412500-20	1.5/8" - 12	44,0	50
0412500-24	1.7/8" - 12	48,0	55

If You wish to order a fitting/ ferrule/ adaptor in stainless, please add at the end of code.SS

ADAPTORS

JIC ADAPTORS

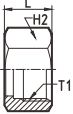


0422500

SLEEVE JIC (SAE J514)

PART. REF.	O.D. PIPE (mm)	THREADS	DIMENSION (mm)
	D	T₁ (UNF)	L
0422500-06-04	6	7/16" - 20	10,5
0422500-08-05	8	1/2" - 20	11,5
0422500-10-06	10	9/16" - 18	12,5
0422500-12-08	12	3/4" - 16	14,5
0422500-14-10	14	7/8" - 14	16,5
0422500-15-10	15	7/8" - 14	16,5
0422500-16-10	16	7/8" - 14	16,5
0422500-18-12	18	1.1/16" - 12	17,0
0422500-20-12	20	1.1/16" - 12	17,0
0422500-25-16	25	1.5/16" - 12	19,5
0422500-30-20	30	1.5/8" - 12	23,0
0422500-32-20	32	1.5/8" - 12	23,0
0422500-38-24	38	1.7/8" - 12	28,5

If You wish to order a fitting/ ferrule/ adaptor in stainless, please add at the end of code.SS



0432500

NUT JIC (SAE J514)

PART. REF.	O.D. PIPE (mm)	THREADS	DIMENSION (mm)	
		T₁ (UNF)	L	H₂
0432500-06-04	6	7/16" - 20	15,5	16
0432500-08-05	8	1/2" - 20	17,0	17
0432500-10-06	10	9/16" - 18	18,3	19
0432500-12-08	12	3/4" - 16	21,3	24
0432500-14-10	14	7/8" - 14	24,5	27
0432500-15-10	15	7/8" - 14	24,5	27
0432500-16-10	16	7/8" - 14	24,5	27
0432500-18-12	18	1.1/16" - 12	26,0	32
0432500-20-12	20	1.1/16" - 12	26,0	32
0432500-25-16	25	1.5/16" - 12	28,5	38
0432500-30-20	30	1.5/8" - 12	31,0	50
0432500-32-20	32	1.5/8" - 12	31,0	50
0432500-38-24	38	1.7/8" - 12	36,0	55

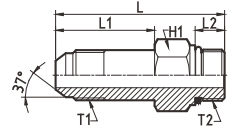
If You wish to order a fitting/ ferrule/ adaptor in stainless, please add at the end of code.SS

ADAPTORS

JIC ADAPTORS

0502230

STRAIGHT ADAPTOR LONG JIC MALE 74° CONE
SAE MALE O-RING BOSS TYPE (SAE J1926)

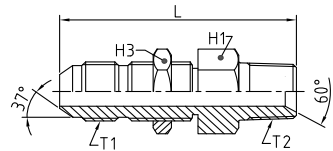


PART. REF.	THREADS		DIMENSION (mm)			
	T ₁ (UNF)	T ₂ (UNF)	L	L ₁	L ₂	H ₁
0502230-04-04	7/16" - 20	7/16" - 20	53,0	35,5	9,5	14
0502230-05-05	1/2" - 20	1/2" - 20	54,5	37,0	9,5	16
0502230-06-06	9/16" - 18	9/16" - 18	58,5	39,5	10,0	19
0502230-08-08	3/4" - 16	3/4" - 16	68,5	48,0	11,5	22
0502230-10-10	7/8" - 14	7/8" - 14	77,0	53,0	13,0	27
0502230-12-12	1 1/16" - 12	1 1/16" - 12	91,5	63,5	15,5	32
0502230-16-16	1.5/16" - 12	1.5/16" - 12	101,0	72,0	15,5	38
0502230-20-20	1.5/8" - 12	1.5/8" - 12	119,0	88,0	15,5	50
0502230-24-24	1.7/8" - 12	1.7/8" - 12	130,5	98,5	15,5	55
0502230-32-32	2.1/2" - 12	2.1/2" - 12	160,0	123,0	15,5	70

If You wish to order a fitting/ ferrule/ adaptor in stainless, please add at the end of code.SS

0502328

STRAIGHT ADAPTOR JIC MALE BULKHEAD 74° CONE
(SAE J514) NPTF MALE 60° CONE SEAT (SAE J514)

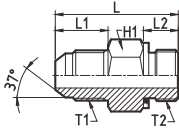


PART. REF.	THREADS		DIMENSION (mm)			
	T ₁ (UNF)	T ₂ (NPTF)	L	H ₁	H ₃	
0502328-04-04	7/16"-20	1/4"-18	52,8	17	17	
0502328-06-04	9/16"-18	1/4"-18	55,4	22	22	
0502328-08-06	3/4"-16	3/8"-18	61,7	24	24	
0502328-10-08	7/8"-14	1/2"-14	71,1	30	30	
0502328-12-12	1 1/16"-12	3/4"-14	74,2	36	36	
0502328-16-16	1.5/16"-12	1"-11,5	78,7	41	41	

If You wish to order a fitting/ ferrule/ adaptor in stainless, please add at the end of code.SS

ADAPTORS

JIC ADAPTORS



0502503

STRAIGHT ADAPTOR JIC MALE 74° CONE (SAE J514)
BSP MALE O-RING BOSS TYPE (ISO 1179-3)

PART. REF.	THREADS		DIMENSION (mm)			
	T ₁ (UNF)	T ₂ (BSPP)	L	L ₁	L ₂	H ₁
0502503-04-02	7/16" - 20	1/8" - 28	30,0	15,0	8,5	14
0502503-04-04	7/16" - 20	1/4" - 19	36,0	16,0	12,0	19
0502503-04-06	7/16" - 20	3/8" - 19	36,5	16,0	12,0	22
0502503-04-08	7/16" - 20	1/2" - 14	40,5	16,0	14,0	27
0502503-05-02	1/2" - 20	1/8" - 28	30,0	15,0	8,5	14
0502503-05-04	1/2" - 20	1/4" - 19	36,5	16,0	12,0	19
0502503-05-06	1/2" - 20	3/8" - 19	36,5	16,0	12,0	22
0502503-06-04	9/16" - 18	1/4" - 19	37,0	16,0	12,0	19
0502503-06-06	9/16" - 18	3/8" - 19	37,0	17,0	12,0	22
0502503-06-08	9/16" - 18	1/2" - 14	41,0	17,0	14,0	27
0502503-08-04	3/4" - 16	1/4" - 19	39,0	18,0	12,0	19
0502503-08-06	3/4" - 16	3/8" - 19	39,0	18,0	12,0	22
0502503-08-08	3/4" - 16	1/2" - 14	43,0	19,0	14,0	27
0502503-08-12	3/4" - 16	3/4" - 14	47,0	19,0	16,0	32
0502503-10-06	7/8" - 14	3/8" - 19	42,0	21,0	12,0	22
0502503-10-08	7/8" - 14	1/2" - 14	45,0	21,0	14,0	27
0502503-10-12	7/8" - 14	3/4" - 14	49,0	21,0	16,0	32
0502503-12-08	1.1/16" - 12	1/2" - 14	48,0	24,0	14,0	27
0502503-12-12	1.1/16" - 12	3/4" - 14	52,0	24,0	16,0	32
0502503-12-16	1.1/16" - 12	1" - 11	55,0	24,0	18,0	41
0502503-14-12	1.3/16" - 12	3/4" - 14	54,0	23,0	16,0	32
0502503-16-12	1.5/16" - 12	3/4" - 14	53,0	25,0	16,0	35
0502503-16-16	1.5/16" - 12	1" - 11	55,0	25,0	18,0	41
0502503-16-20	1.5/16" - 12	1.1/4" - 11	60,0	26,0	20,0	50
0502503-20-16	1.5/8" - 12	1" - 11	59,0	28,0	18,0	43
0502503-20-20	1.5/8" - 12	1.1/4" - 11	62,0	28,0	20,0	50
0502503-24-20	1.7/8" - 12	1.1/4" - 11	64,0	30,0	20,0	50
0502503-24-24	1.7/8" - 12	1.1/2" - 11	67,0	30,0	22,0	55

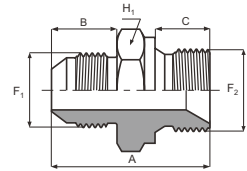
If You wish to order a fitting/ ferrule/ adaptor in stainless, please add at the end of code.SS

ADAPTORS

JIC ADAPTORS

0502505

JIC MALE (SAE J514)
BSP MALE 60° CONE SEAT (ISO 228)

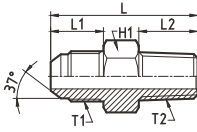


PART. REF.	THREADS		DIMENSION (mm)			
	F ₁ (UNF)	F ₂ (BSP)	A	B	C	H ₁
0502505-04-02	7/16" - 20	1/8" - 28	30,0	14,0	10,0	14
0502505-04-04	7/16" - 20	1/4" - 19	32,0	14,0	12,0	19
0502505-04-06	7/16" - 20	3/8" - 19	34,5	14,0	12,0	22
0502505-05-04	1/2" - 20	1/4" - 19	34,5	14,0	12,0	19
0502505-05-06	1/2" - 20	3/8" - 19	34,5	14,0	12,0	22
0502505-06-06	9/16" - 18	3/8" - 19	35,5	14,0	13,0	22
0502505-06-08	9/16" - 18	1/2" - 14	38,0	14,0	14,0	27
0502505-08-04	3/4" - 16	1/4" - 19	37,5	17,0	12,0	19
0502505-08-06	3/4" - 16	3/8" - 19	38,5	16,5	13,5	22
0502505-08-08	3/4" - 16	1/2" - 14	41,0	17,0	14,0	27
0502505-08-12	3/4" - 16	3/4" - 14	45,0	17,0	16,0	32
0502505-10-06	7/8" - 14	3/8" - 19	40,5	19,5	12,0	22
0502505-10-08	7/8" - 14	1/2" - 14	46,0	19,5	15,5	27
0502505-10-12	7/8" - 14	3/4" - 14	49,0	19,0	18,5	32
0502505-12-08	1.1/16" - 12	1/2" - 14	47,0	22,0	14,0	27
0502505-12-12	1.1/16" - 12	3/4" - 14	50,0	22,0	16,0	32
0502505-12-16	1.1/16" - 12	1" - 11	52,5	22,0	18,0	41
0502505-14-12	1.3/16" - 12	3/4" - 14	50,5	22,5	16,0	32
0502505-16-12	1.5/16" - 12	3/4" - 14	51,0	23,0	16,0	35
0502505-16-16	1.5/16" - 12	1" - 11	53,5	23,0	18,0	41
0502505-16-20	1.5/16" - 12	1.1/4" - 11	61,0	23,0	20,0	50
0502505-20-16	1.5/8" - 12	1" - 11	55,5	24,5	18,0	43
0502505-20-20	1.5/8" - 12	1.1/4" - 11	58,5	24,5	20,0	50
0502505-24-20	1.7/8" - 12	1.1/4" - 11	61,5	27,5	20,0	50
0502505-24-24	1.7/8" - 12	1.1/2" - 11	65,5	27,5	22,0	55

If you wish to order a fitting/ ferrule/ adaptor in stainless, please add at the end of code.SS

ADAPTORS

JIC ADAPTORS



0502507

STRAIGHT ADAPTOR JIC MALE 74° CONE (SAE J514)
BSP MALE TAPERED (ISO 7)

PART. REF.	THREADS		DIMENSION (mm)			
	T ₁ (UNF)	T ₂ (BSPT)	L	L ₁	L ₂	H ₁
0502507-04-02	7/16" - 20	1/8" - 28	31,0	14,0	11,0	12
0502507-04-04	7/16" - 20	1/4" - 19	34,0	14,0	14,0	14
0502507-04-06	7/16" - 20	3/8" - 19	40,0	16,0	16,0	19
0502507-05-02	1/2" - 20	1/8" - 28	32,0	15,0	11,0	14
0502507-05-04	1/2" - 20	1/4" - 19	36,0	15,0	14,0	14
0502507-05-06	1/2" - 20	3/8" - 19	40,0	16,0	16,0	19
0502507-05-08	1/2" - 20	1/2" - 14	44,0	16,0	18,0	22
0502507-06-02	9/16" - 18	1/8" - 28	33,0	16,0	11,0	14
0502507-06-04	9/16" - 18	1/4" - 19	36,0	16,0	14,0	14
0502507-06-06	9/16" - 18	3/8" - 19	40,0	16,0	16,0	19
0502507-06-08	9/16" - 18	1/2" - 14	44,0	17,0	18,0	22
0502507-08-04	3/4" - 16	1/4" - 19	40,0	18,0	14,0	19
0502507-08-06	3/4" - 16	3/8" - 19	41,0	18,0	16,0	19
0502507-08-08	3/4" - 16	1/2" - 14	45,0	18,0	18,0	22
0502507-08-12	3/4" - 16	3/4" - 14	49,0	19,0	20,0	27
0502507-10-06	7/8" - 14	3/8" - 19	42,5	20,0	16,0	22
0502507-10-08	7/8" - 14	1/2" - 14	46,0	20,0	18,0	22
0502507-10-12	7/8" - 14	3/4" - 14	50,0	20,0	20,0	27
0502507-12-08	1.1/16" - 12	1/2" - 14	51,0	24,0	18,0	27
0502507-12-12	1.1/16" - 12	3/4" - 14	53,0	24,0	20,0	27
0502507-12-16	1.1/16" - 12	1" - 11	59,0	24,0	23,0	35
0502507-16-12	1.5/16" - 12	3/4" - 14	57,0	25,0	20,0	35
0502507-16-16	1.5/16" - 12	1" - 11	60,0	25,0	23,0	35
0502507-16-20	1.5/16" - 12	1.1/4" - 11	65,0	25,0	26,0	44
0502507-20-16	1.5/8" - 12	1" - 11	65,0	28,0	23,0	44
0502507-20-20	1.5/8" - 12	1.1/4" - 11	65,0	28,0	25,0	44
0502507-20-24	1.5/8" - 12	1.1/2" - 11	71,0	28,0	29,0	50
0502507-24-20	1.7/8" - 12	1.1/4" - 11	71,0	30,0	26,0	50
0502507-24-24	1.7/8" - 12	1.1/2" - 11	71,0	30,0	29,0	50
0502507-24-32	1.7/8" - 12	2" - 11	81,0	30,0	33,5	65
0502507-32-24	2.1/2" - 12	1.1/2" - 11	81,0	35,5	29,0	65
0502507-32-32	2.1/2" - 12	2" - 11	86,0	35,5	33,5	65

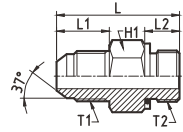
If you wish to order a fitting/ ferrule/ adaptor in stainless, please add at the end of code.SS

ADAPTORS

JIC ADAPTORS

0502519

STRAIGHT ADAPTOR JIC MALE (SAE J514)
METRIC MALE (ISO 6149)

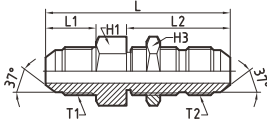


PART. REF.	THREADS		DIMENSION (mm)			
	T ₁ (UNF)	T ₂ (METRIC)	L	L ₁	L ₂	H ₁
0502519-04-10	7/16" - 20	10x1	30,0	15,0	9,0	16
0502519-04-12	7/16" - 20	12x1.5	34,0	15,0	11,0	19
0502519-05-10	1/2" - 20	10x1	30,0	15,0	9,0	16
0502519-05-12	1/2" - 20	12x1.5	35,0	16,0	11,0	19
0502519-05-14	1/2" - 20	14x1.5	35,0	16,0	11,0	19
0502519-05-18	1/2" - 20	18x1.5	38,0	16,0	14,0	22
0502519-06-12	9/16" - 18	12x1.5	35,0	16,0	11,0	19
0502519-06-14	9/16" - 18	14x1.5	35,0	16,0	11,0	19
0502519-06-16	9/16" - 18	16x1.5	37,5	17,0	12,5	22
0502519-06-18	9/16" - 18	18x1.5	39,0	17,0	14,0	22
0502519-06-22	9/16" - 18	22x1.5	42,0	17,0	15,0	27
0502519-08-16	3/4" - 16	16x1.5	39,0	19,0	12,5	22
0502519-08-18	3/4" - 16	18x1.5	41,0	19,0	14,0	24
0502519-10-18	7/8" - 14	18x1.5	42,0	20,0	14,0	24
0502519-10-22	7/8" - 14	22x1.5	45,0	20,0	15,0	27
0502519-12-22	1.1/16" - 12	22x1.5	49,0	24,0	15,0	27
0502519-12-27	1.1/16" - 12	27x2	54,0	24,0	18,5	32
0502519-16-27	1.5/16" - 12	27x2	55,0	25,0	18,5	35
0502519-16-33	1.5/16" - 12	33x2	56,0	25,0	18,5	41
0502519-20-42	1.5/8" - 12	42x2	62,0	28,0	19,0	50
0502519-24-48	1.7/8" - 12	48x2	67,0	30,0	22,0	55

If You wish to order a fitting/ ferrule/ adaptor in stainless, please add at the end of code.SS

ADAPTORS

JIC ADAPTORS

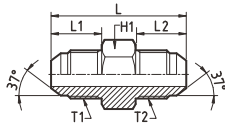


0502523

STRAIGHT BULKHEAD ADAPTOR
JIC MALE 74° CONE (SAE J514)

PART. REF.	THREADS		DIMENSION (mm)				
	T ₁ (UNF)	T ₂ (UNF)	L	L ₁	L ₂	H ₁	H ₂
0502523-04-04	7/16" - 20	7/16" - 20	53,0	14,0	31,5	16	16
0502523-05-05	1/2" - 20	1/2" - 20	53,5	15,0	31,0	19	16
0502523-06-06	9/16" - 18	9/16" - 18	56,0	16,0	33,0	19	19
0502523-08-08	3/4" - 16	3/4" - 16	62,0	18,5	36,0	24	24
0502523-10-10	7/8" - 14	7/8" - 14	69,5	19,5	40,0	27	27
0502523-12-12	1 1/16" - 12	1 1/16" - 12	79,0	22,0	45,5	32	32
0502523-16-16	1.5/16" - 12	1.5/16" - 12	80,0	23,0	45,5	38	38
0502523-20-20	1.5/8" - 12	1.5/8" - 12	87,0	26,0	46,5	50	50
0502523-24-24	1.7/8" - 12	1.7/8" - 12	90,0	29,0	47,0	55	55
0502523-32-32	2.1/2" - 12	2.1/2" - 12	106,5	35,0	53,0	70	70

If You wish to order a fitting/ ferrule/ adaptor in stainless, please add at the end of code.SS



0502525

STRAIGHT ADAPTOR JIC MALE 74° CONE (SAE J514)

PART. REF.	THREADS		DIMENSION (mm)			
	T ₁ (UNF)	T ₂ (UNF)	L	L ₁	L ₂	H ₁
0502525-04-04	7/16" - 20	7/16" - 20	34,0	14,0	14,0	12
0502525-05-05	1/2" - 20	1/2" - 20	36,0	15,0	15,0	14
0502525-06-06	9/16" - 18	9/16" - 18	38,0	16,0	16,0	14
0502525-06-08	9/16" - 18	3/4" - 16	43,0	17,0	18,0	19
0502525-08-08	3/4" - 16	3/4" - 16	41,0	17,0	17,0	19
0502525-08-10	3/4" - 16	7/8" - 14	48,0	19,0	21,0	22
0502525-10-10	7/8" - 14	7/8" - 14	46,0	18,5	18,5	22
0502525-10-12	7/8" - 14	1 1/16" - 12	56,0	22,0	24,0	27
0502525-12-12	1 1/16" - 12	1 1/16" - 12	52,0	21,0	21,0	27
0502525-16-16	1.5/16" - 12	1.5/16" - 12	60,0	25,0	25,0	35
0502525-20-20	1.5/8" - 12	1.5/8" - 12	65,0	26,5	26,5	44
0502525-24-24	1.7/8" - 12	1.7/8" - 12	71,0	29,0	29,0	50
0502525-32-32	2.1/2" - 12	2.1/2" - 12	86,0	35,0	35,0	65

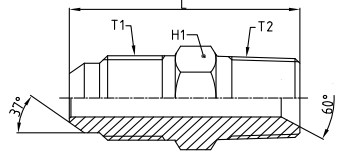
If You wish to order a fitting/ ferrule/ adaptor in stainless, please add at the end of code.SS

ADAPTORS

JIC ADAPTORS

0502528

STRAIGHT ADAPTOR JIC MALE 74° CONE (SAE J514)
NPTF MALE 60° CONE SEAT (SAE J514)

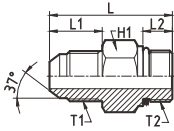


PART. REF.	THREADS		DIMENSION (mm)			
	T1 (UNF)	T2 (NPTF)	L	H1		
0502528-04-02	7/16"-20	1/8"-27	31,0	13		
0502528-04-04	7/16"-20	1/4"-18	36,0	14		
0502528-05-04	1/2"-20	1/4"-18	36,0	14		
0502528-06-04	9/16"-18	1/4"-18	36,3	16		
0502528-06-06	9/16"-18	3/8"-18	36,3	19		
0502528-06-08	9/16"-18	1/2"-14	42,9	22		
0502528-08-06	3/4"-16	3/8"-18	38,9	19		
0502528-08-08	3/4"-16	1/2"-14	45,5	22		
0502528-10-08	7/8"-14	1/2"-14	48,0	24		
0502528-10-12	7/8"-14	3/4"-14	49,5	27		
0502528-12-08	1 1/16"-12	1/2"-14	52,3	27		
0502528-12-12	1 1/16"-12	3/4"-14	52,3	27		
0502528-12-16	1 1/16"-12	1"-11,5	57,2	35		
0502528-16-12	1.5/16"-12	3/4"-14	53,6	35		
0502528-16-16	1.5/16"-12	1"-11,5	58,4	35		
0502528-16-20	1.5/16"-12	1 1/4"-11,5	61,0	44		
0502528-20-20	1.5/8"-12	1 1/4"-11,5	62,2	44		
0502528-24-24	1.7/8"-12	1 1/2"-11,5	68,0	50		

If You wish to order a fitting/ ferrule/ adaptor in stainless, please add at the end of code.SS

ADAPTORS

JIC ADAPTORS



0502530

STRAIGHT ADAPTOR JIC MALE 74° CONE (SAE J514)
SAE MALE O-RING BOSS TYPE (SAE J1926)

PART. REF.	THREADS		DIMENSION (mm)			
	T ₁ (UNF)	T ₂ (UNF)	L	L ₁	L ₂	H ₁
0502530-04-04	7/16" - 20	7/16" - 20	31,0	15,0	9,5	14
0502530-04-05	7/16" - 20	1/2" - 20	31,0	15,0	9,5	16
0502530-04-06	7/16" - 20	9/16" - 18	34,0	16,0	10,0	19
0502530-05-04	1/2" - 20	7/16" - 20	32,0	16,0	9,5	14
0502530-05-05	1/2" - 20	1/2" - 20	32,0	16,0	9,5	16
0502530-05-06	1/2" - 20	9/16" - 18	34,0	16,0	10,0	19
0502530-06-04	9/16" - 18	7/16" - 20	32,0	16,0	9,5	14
0502530-06-05	9/16" - 18	1/2" - 20	32,0	16,0	9,5	16
0502530-06-06	9/16" - 18	9/16" - 18	35,0	16,0	10,0	19
0502530-06-08	9/16" - 18	3/4" - 16	36,5	17,0	11,5	22
0502530-06-12	9/16" - 18	1.1/16" - 12	45,0	17,0	15,5	32
0502530-08-06	3/4" - 16	9/16" - 18	37,0	18,0	10,0	19
0502530-08-08	3/4" - 16	3/4" - 16	37,5	18,0	11,5	22
0502530-08-10	3/4" - 16	7/8" - 14	41,5	18,0	13,0	27
0502530-08-12	3/4" - 16	1.1/16" - 12	47,0	19,5	15,5	32
0502530-10-08	7/8" - 14	3/4" - 16	41,5	20,0	11,5	22
0502530-10-10	7/8" - 14	7/8" - 14	43,0	20,0	13,0	27
0502530-10-12	7/8" - 14	1.1/16" - 12	48,0	21,0	15,5	32
0502530-12-08	1.1/16" - 12	3/4" - 16	45,0	24,0	11,5	27
0502530-12-10	1.1/16" - 12	7/8" - 14	47,0	24,0	13,0	27
0502530-12-12	1.1/16" - 12	1.1/16" - 12	51,0	24,0	15,5	32
0502530-12-16	1.1/16" - 12	1.5/16" - 12	52,0	24,0	15,5	38
0502530-16-12	1.5/16" - 12	1.1/16" - 12	53,0	25,0	15,5	35
0502530-16-16	1.5/16" - 12	1.5/16" - 12	54,0	25,0	15,5	38
0502530-16-20	1.5/16" - 12	1.5/8" - 12	56,0	25,0	15,5	50
0502530-20-20	1.5/8" - 12	1.5/8" - 12	58,5	28,0	15,5	50
0502530-24-24	1.7/8" - 12	1.7/8" - 12	60,0	29,0	15,5	55
0502530-32-32	2.1/2" - 12	2.1/2" - 12	70,5	35,0	15,5	70

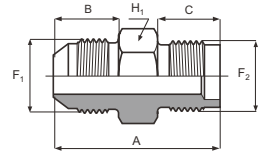
If You wish to order a fitting/ ferrule/ adaptor in stainless, please add at the end of code.SS

ADAPTORS

JIC ADAPTORS

0502554

JIC MALE (SAE J514) - AGRICULTURAL PORT

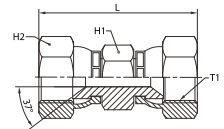


PART. REF.	THREADS		DIMENSION (mm)			
	F ₁ (UNF)	F ₂ (METR)	A	B	H ₁	
0502554-05-18	1/2" - 20	M18x1,5	38,0	14,0	19	
0502554-06-18	9/16" - 19	M18x1,5	38,0	14,0	19	
0502554-08-18	3/4" - 16	M18x1,5	41,0	17,0	19	

If You wish to order a fitting/ ferrule/ adaptor in stainless, please add at the end of code.SS

0512525

UNION JIC FEMALE 37° CONE SEAT (SAE J514 / ISO 8434-2)

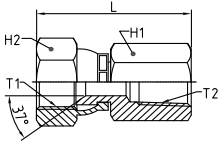


PART. REF.	THREADS		DIMENSION (mm)			
	T ₁ (UNF)	T ₂ (UNF)	L	H ₁	H ₂	
0512525-08-08	3/4" - 16	3/4" - 16	51,0	22	22	
0512525-10-10	7/8" - 14	7/8" - 14	57,0	27	27	
0512525-12-12	1,1/16" - 12	1,1/16" - 12	62,0	32	32	

If You wish to order a fitting/ ferrule/ adaptor in stainless, please add at the end of code.SS

ADAPTORS

JIC ADAPTORS

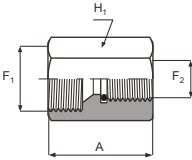


0512534

STRAIGHT ADAPTOR JIC FEMALE 74° CONE SEAT
(SAE J514) NPTF FIXED FEMALE (SAE J514)

PART. REF.	THREADS		DIMENSION (mm)			
	T1 (UNF)	T2 (NPTF)	L	H1	H2	
0512534-06-06	9/16"-18	3/8"-18	42,8	22	19	
0512534-08-06	3/4"-16	3/8"-18	45,3	22	22	
0512534-08-08	3/4"-16	1/2"-14	48,5	27	22	
0512534-10-08	7/8"-14	1/2"-14	50,8	27	27	
0512534-12-12	1.1/16"-12	3/4"-14	58,0	35	32	
0512534-16-16	1.5/16"-12	1"-11,5	66,4	41	38	
0512534-20-20	1.5/8"-12	1.1/4"-11,5	71,8	50	50	

If You wish to order a fitting/ ferrule/ adaptor in stainless, please add at the end of code.SS



0512553

JIC FEMALE (SAE J514)
BSP PRESSURE GAUGE PORT

PART. REF.	THREADS		DIMENSION (mm)			
	F1 (UNF)	F2 (BSP)	A	H1		
0512553-04-04	7/16" - 20	1/4" - 19	28,5	19		
0512553-05-04	1/2" - 20	1/4" - 19	28,5	19		
0512553-06-04	9/16" - 18	1/4" - 19	30,0	24		
0512553-08-04	3/4" - 16	1/4" - 19	32,0	27		
0512553-10-04	7/8" - 14	1/4" - 19	17,0	35		
0512553-12-04	1.1/16" - 12	1/4" - 19	18,0	36		
0512553-16-04	1.5/16" - 12	1/4" - 19	20,0	41		
0512553-20-04	1.5/8" - 12	1/4" - 19	20,0	52		
0512553-24-04	1.7/8" - 12	1/4" - 19	24,0	60		

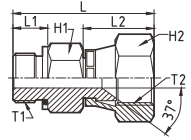
If You wish to order a fitting/ ferrule/ adaptor in stainless, please add at the end of code.SS

ADAPTORS

JIC ADAPTORS

0520325

STRAIGHT ADAPTOR JIC FEMALE 74° CONE SEAT (SAE J514)
BSP MALE O-RING BOSS TYPE (ISO 1179-3)

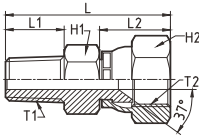


PART. REF.	THREADS		DIMENSION (mm)				
	T ₁ (BSPP)	T ₂ (UNF)	L	L ₁	L ₂	H ₁	H ₂
0520325-02-04	1/8" - 28	7/16" - 20	32,0	8,5	17,0	14	16
0520325-02-05	1/8" - 28	1/2" - 20	33,0	8,5	18,0	14	16
0520325-04-04	1/4" - 19	7/16" - 20	37,0	12,0	17,0	19	16
0520325-04-05	1/4" - 19	1/2" - 20	38,0	12,0	18,0	19	16
0520325-04-06	1/4" - 19	9/16" - 18	39,5	12,0	19,5	19	19
0520325-04-08	1/4" - 19	3/4" - 16	43,5	12,0	23,5	19	22
0520325-06-04	3/8" - 19	7/16" - 20	37,0	12,0	17,0	22	16
0520325-06-05	3/8" - 19	1/2" - 20	38,5	12,0	18,0	22	16
0520325-06-06	3/8" - 19	9/16" - 18	40,0	12,0	19,5	22	19
0520325-06-08	3/8" - 19	3/4" - 16	43,5	12,0	23,5	22	22
0520325-06-10	3/8" - 19	7/8" - 14	46,0	12,0	25,0	22	27
0520325-08-04	1/2" - 14	7/16" - 20	41,0	14,0	17,0	27	16
0520325-08-06	1/2" - 14	9/16" - 18	43,5	14,0	20,0	27	19
0520325-08-08	1/2" - 14	3/4" - 16	47,5	14,0	23,5	27	22
0520325-08-10	1/2" - 14	7/8" - 14	49,0	14,0	25,0	27	27
0520325-08-12	1/2" - 14	1 1/16" - 12	51,5	14,0	27,5	27	32
0520325-12-08	3/4" - 14	3/4" - 16	53,0	16,0	23,5	32	22
0520325-12-10	3/4" - 14	7/8" - 14	54,0	16,0	25,0	32	27
0520325-12-12	3/4" - 14	1 1/16" - 12	55,5	16,0	27,5	32	32
0520325-12-14	3/4" - 14	1 3/16" - 12	55,0	16,0	27,0	32	32
0520325-12-16	3/4" - 14	1 5/16" - 12	54,0	16,0	31,0	35	38
0520325-16-12	1" - 11	1 1/16" - 12	58,0	18,0	27,5	41	32
0520325-16-16	1" - 11	1 5/16" - 12	61,5	18,0	31,0	41	38
0520325-16-20	1" - 11	1 5/8" - 12	64,0	18,0	32,0	43	50
0520325-20-16	1 1/4" - 11	1 5/16" - 12	66,0	20,0	35,0	50	38
0520325-20-20	1 3/4" - 11	1 5/8" - 12	67,0	20,0	32,0	50	50
0520325-20-24	1 3/4" - 11	1 7/8" - 12	70,5	20,0	35,5	50	55
0520325-24-24	1 1/2" - 11	1 7/8" - 12	74,5	22,0	35,5	55	55

If you wish to order a fitting/ ferrule/ adaptor in stainless, please add at the end of code:SS

ADAPTORS

JIC ADAPTORS



0520725

STRAIGHT ADAPTOR JIC FEMALE 74°
CONE SEAT (SAE J514) - BSP MALE TAPERED (ISO 7)

PART. REF.	THREADS		DIMENSION (mm)				
	T ₁ (BSPT)	T ₂ (UNF)	L	L ₁	L ₂	H ₁	H ₂
0520725-02-04	1/8" - 28	7/16" - 20	34,0	11,0	17,0	12	16
0520725-02-05	1/8" - 28	1/2" - 20	35,0	11,0	18,0	14	16
0520725-04-04	1/4" - 19	7/16" - 20	39,7	14,0	17,0	14	16
0520725-04-05	1/4" - 19	1/2" - 20	38,0	14,0	28,0	14	16
0520725-04-06	1/4" - 19	9/16" - 18	39,5	14,0	19,5	14	19
0520725-04-08	1/4" - 19	3/4" - 16	45,5	14,0	23,5	19	22
0520725-06-06	3/8" - 19	9/16" - 18	43,5	16,0	19,5	19	19
0520725-06-08	3/8" - 19	3/4" - 16	47,5	16,0	23,5	19	22
0520725-06-10	3/8" - 19	7/8" - 14	49,0	16,0	25,0	22	27
0520725-08-06	1/2" - 14	9/16" - 18	47,0	19,0	19,5	22	19
0520725-08-08	1/2" - 14	3/4" - 16	51,0	19,0	23,5	22	22
0520725-08-10	1/2" - 14	7/8" - 14	53,0	19,0	25,0	22	27
0520725-08-12	1/2" - 14	1 1/16" - 12	57,0	19,0	27,5	27	32
0520725-12-10	3/4" - 14	7/8" - 14	55,0	20,0	25,0	27	27
0520725-12-12	3/4" - 14	1 1/16" - 12	57,5	20,0	27,5	27	32
0520725-12-14	3/4" - 14	1 3/16" - 12	59,0	20,0	27,0	32	35
0520725-12-16	3/4" - 14	1 5/16" - 12	63,0	20,0	31,0	35	38
0520725-16-12	1" - 11	1 1/16" - 12	62,5	23,0	27,5	35	32
0520725-16-16	1" - 11	1 5/16" - 12	64,0	23,0	31,0	35	38
0520725-16-20	1" - 11	1 5/8" - 12	68,0	23,0	32,0	44	50
0520725-20-20	1 1/4" - 11	1 5/8" - 12	71,0	26,0	32,0	44	50
0520725-24-24	1 1/2" - 11	1 7/8" - 12	80,0	29,0	35,5	50	55

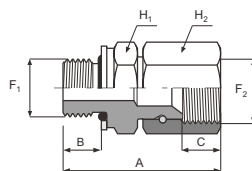
If You wish to order a fitting/ ferrule/ adaptor in stainless, please add at the end of code.SS

ADAPTORS

JIC ADAPTORS

0521925

METRIC MALE (ISO 6149-2)
JIC FEMALE (SAE J514)

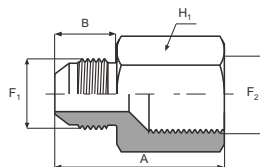


PART. REF.	THREADS		DIMENSION (mm)				
	F ₁ (METR)	F ₂ (UNF)	A	B	C	H ₁	H ₂
0521925-10-04	M10x1,0	7/16" - 20	34,5	18,5	9,0	16	16
0521925-12-05	M12x1,5	1/2" - 20	39,0	20,5	11,0	16	16
0521925-14-05	M14x1,5	1/2" - 20	40,0	20,5	11,0	16	16
0521925-14-06	M14x1,5	9/16" - 18	39,5	18,0	11,0	19	19
0521925-16-08	M16x1,5	3/4" - 16	44,0	23,0	12,5	22	22
0521925-18-10	M18x1,5	7/8" - 14	48,5	26,0	13,5	27	27
0521925-22-10	M22x1,5	7/8" - 14	49,0	25,0	13,0	27	27
0521925-27-12	M27x2,0	1.1/16" - 12	57,5	27,5	18,5	32	32

If You wish to order a fitting/ ferrule/ adaptor in stainless, please add at the end of code.SS

0522503

JIC MALE (SAE J514)
BSP FIXED FEMALE

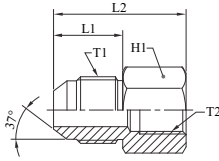


PART. REF.	THREADS		DIMENSION (mm)				
	F ₁ (UNF)	F ₂ (BSP)	A	B	H ₁		
05225 03-04-02	7/16" - 20	1/8" - 28	27,0	14,0	16		
05225 03-04-04	7/16" - 20	1/4" - 19	32,0	14,0	16		
05225 03-05-02	1/2" - 20	1/8" - 28	27,0	14,0	16		
05225 03-05-04	1/2" - 20	1/4" - 19	32,0	14,0	16		
05225 03-06-04	9/16" - 18	1/4" - 19	32,0	14,0	19		
05225 03-06-06	9/16" - 18	3/8" - 19	36,5	14,0	19		
05225 03-06-08	9/16" - 18	1/2" - 14	42,5	14,0	19		
05225 03-08-06	3/4" - 16	3/8" - 19	35,0	17,0	22		
05225 03-08-08	3/4" - 16	1/2" - 14	45,5	17,0	22		
05225 03-10-08	7/8" - 14	1/2" - 14	48,0	19,5	27		
05225 03-12-08	1.1/16" - 12	1/2" - 14	50,5	22,0	32		
0522503-12-12	1.1/16" - 12	3/4" - 14	52,5	22,0	32		
0522503-16-16	1.5/16" - 12	1" - 11	59,5	23,0	38		
0522503-20-16	1.5/8" - 12	1" - 11	61,0	24,5	50		
0522503-20-20	1.5/8" - 12	1.1/4" - 11	63,0	24,5	50		
0522503-24-24	1.7/8" - 12	1.1/2" - 11	66,5	27,5	54		

If You wish to order a fitting/ ferrule/ adaptor in stainless, please add at the end of code.SS

ADAPTORS

JIC ADAPTORS

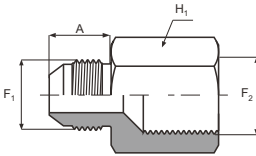


0522504

JIC MALE 37° CONE (SAE J514 / ISO 8434-2)
BSP FIXED FEMALE (ISO 1179-1)

PART. REF.	THREADS		DIMENSION (mm)			
	T ₁ (UNF)	T ₂ (BSPP)	L ₁	L ₂	H ₁	
05225 04-04-04	7/16"-20	1/4"-19	14,0	35,0	19	
05225 04-05-04	1/2"-20	1/4"-19	14,0	35,0	19	
05225 04-06-04	9/16"-18	1/4"-19	14,0	35,0	19	
05225 04-08-06	3/4"-16	3/8"-19	16,7	39,0	22	
05225 04-12-08	1 1/16"-12	1/2"-14	21,9	49,0	30	
0522504-12-12	1 1/16"-12	3/4"-14	21,9	52,0	36	
0522504-20-20	1.5/8"-12	1 1/4"-11	24,3	63,0	50	

If You wish to order a fitting/ ferrule/ adaptor in stainless, please add at the end of code.SS



0522519

JIC MALE (SAE J514)
METRIC FIXED FEMALE (ISO 6149-1)

PART. REF.	THREADS		DIMENSION (mm)			
	F ₁ (UNF)	F ₂ (METR)	A	H ₁		
0522519-04-10	7/16" - 20	M10x1,0	14,0	16		
0522519-05-12	1/2" - 20	M12x1,5	14,0	16		
0522519-05-14	1/2" - 20	M14x1,5	14,0	16		
0522519-06-14	9/16" - 18	M14x1,5	14,0	19		
0522519-08-16	3/4" - 16	M16x1,5	17,0	22		
0522519-10-18	7/8" - 14	M18x1,5	19,5	27		
0522519-10-22	7/8" - 14	M22x1,5	19,5	27		
0522519-12-27	1 1/16" - 12	M27x1,5	22,0	32		

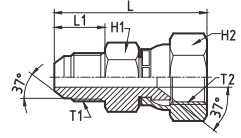
If You wish to order a fitting/ ferrule/ adaptor in stainless, please add at the end of code.SS

ADAPTORS

JIC ADAPTORS

0522525

STRAIGHT ADAPTOR JIC MALE 74° CONE
JIC FEMALE 74° CONE SEAT (SAE J514)

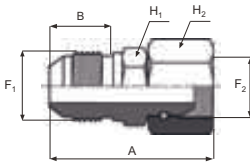


PART. REF.	THREADS		DIMENSION (mm)			
	T ₁ (UNF)	T ₂ (UNF)	L	L ₁	H ₁	H ₂
0522525-04-06	7/16" - 20	9/16" - 18	42,0	14,0	14	19
0522525-04-08	7/16" - 20	3/4" - 16	47,0	15,0	19	22
0522525-04-10	7/16" - 20	7/8" - 14	50,0	16,0	22	27
0522525-04-12	7/16" - 20	1.1/16" - 12	55,0	16,0	27	32
0522525-05-06	1/2" - 20	9/16" - 18	42,0	15,0	14	19
0522525-05-08	1/2" - 20	3/4" - 16	47,0	15,0	19	22
0522525-06-06	9/16" - 18	9/16" - 18	42,0	16,0	14	19
0522525-06-08	9/16" - 18	3/4" - 16	48,0	16,0	19	22
0522525-06-10	9/16" - 18	7/8" - 14	51,0	16,0	22	27
0522525-06-12	9/16" - 18	1.1/16" - 12	55,0	16,0	27	32
0522525-08-08	3/4" - 16	3/4" - 16	50,0	18,0	19	22
0522525-08-10	3/4" - 16	7/8" - 14	53,0	18,0	22	27
0522525-08-12	3/4" - 16	1.1/16" - 12	56,0	18,0	27	32
0522525-10-12	7/8" - 14	1.1/16" - 12	58,0	21,0	27	32
0522525-12-14	1.1/16" - 12	1.3/16" - 12	62,0	24,0	30	35
0522525-12-16	1.1/16" - 12	1.5/16" - 12	67,0	24,0	35	38
0522525-12-20	1.1/16" - 12	15/8" - 12	71,0	24,0	43	50
0522525-14-16	1.3/16" - 12	1.5/16" - 12	68,0	25,0	35	38
0522525-14-20	1.3/16" - 12	1.5/8" - 12	70,0	25,0	43	50
0522525-16-20	1.5/16" - 12	1.5/8" - 12	70,0	25,0	43	50
0522525-20-24	1.5/8" - 12	1.7/8" - 12	78,0	28,0	50	55

If You wish to order a fitting/ ferrule/ adaptor in stainless, please add at the end of code.SS

ADAPTORS

JIC ADAPTORS

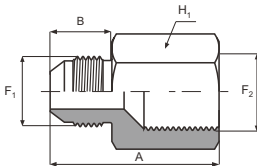


0522528

JIC MALE (SAE J514)
NPSM SWIVEL FEMALE (SAE J476A)

PART. REF.	THREADS		DIMENSION (mm)			
	F ₁ (UNF)	F ₂ (NPSM)	A	B	H ₁	H ₂
0522528-04-02	7/16" - 20	1/8" - 27	35,5	10	14	19
0522528-04-04	7/16" - 20	1/4" - 18	40	14,5	14	19
0522528-05-04	1/2" - 20	1/4" - 18	42	14,5	14	19
0522528-06-04	9/16" - 18	1/4" - 18	43,5	14,5	14	19
0522528-06-08	9/16" - 18	1/2" - 14	50	19	19	22
0522528-08-06	3/4" - 16	3/8" - 18	45	14,5	19	22
0522528-08-08	3/4" - 16	1/2" - 14	51,5	19	19	22
0522528-10-06	7/8" - 14	3/8" - 18	50	14,5	27	32
0522528-10-08	7/8" - 14	1/2" - 14	54,5	19	27	32
0522528-12-08	1,1/16" - 12	1/2" - 14	58	19	30	35
0522528-12-12	1,1/16" - 12	3/4" - 14	58	19	30	35
0522528-16-12	1.5/16" - 12	3/4" - 14	60,5	19	44	50
0522528-16-16	1.5/16" - 12	1" - 111/2	65,5	24	50	55
0522528-20-20	1.5/8" - 12	1,1/4" - 111/2	70,5	24,5	50	55

If You wish to order a fitting/ ferrule/ adaptor in stainless, please add at the end of code.SS



0522530

JIC MALE (SAE J514)
SAE FEMALE PORT (SAE J1926-1)

PART. REF.	THREADS		DIMENSION (mm)			
	F ₁ (UNF)	F ₂ (NPSM)	A	B	H ₁	
0522530-04-04	7/16" - 20	7/16" - 20	34,5	9,1	14	
0522530-05-05	1/2" - 20	1/2" - 20	36	9,1	14	
0522530-06-06	9/16" - 18	9/16" - 18	38,8	10	19	
0522530-08-08	3/4" - 16	3/4" - 16	43,1	11,1	19	
0522530-10-10	7/8" - 14	7/8" - 14	51	12,7	27	
0522530-12-12	1,1/16" - 12	1,1/16" - 12	54,2	15,1	30	
0522530-16-16	1.5/16" - 12	1.5/16" - 12	58,4	15,1	43	
0522530-20-20	1.5/8" - 12	1.5/8" - 12	60,8	15,1	50	
0522530-24-24	1.7/8" - 12	1.7/8" - 12	69,8	15,1	55	

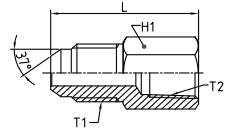
If You wish to order a fitting/ ferrule/ adaptor in stainless, please add at the end of code.SS

ADAPTORS

JIC ADAPTORS

0522534

STRAIGHT ADAPTOR JIC MALE 74° CONE (SAE J514)
NPTF FIXED FEMALE (SAE J514)

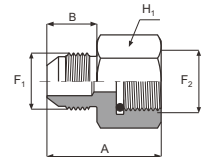


PART. REF.	THREADS		DIMENSION (mm)			
	T1 (UNF)	T2 (NPTF)	L	H1		
0522534-04-04	7/16"-20	1/4"-18	35,3	19		
0522534-05-04	1/2"-20	1/4"-18	35,3	19		
0522534-06-04	9/16"-18	1/4"-18	35,6	19		
0522534-06-06	9/16"-18	3/8"-18	37,0	22		
0522534-08-08	3/4"-16	1/2"-14	45,5	27		
0522534-10-08	7/8"-14	1/2"-14	48,0	27		
0522534-12-12	1 1/16"-12	3/4"-14	52,3	35		
0522534-16-16	1.5/16"-12	1"-11,5	59,7	41		
0522534-20-20	1.5/8"-12	1 1/4"-11,5	63,3	50		

If you wish to order a fitting/ ferrule/ adaptor in stainless, please add at the end of code.SS

0522553

JIC MALE (SAE J514)
BSP PRESSURE GAUGE PORT

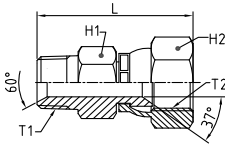


PART. REF.	THREADS		DIMENSION (mm)			
	F1 (UNF)	F2 (BSPP)	A	B	H1	
0522553-04-04	7/16" - 20	1/4" - 19	31,0	14,0	19	
0522553-04-08	7/16" - 20	1/2" - 14	41,0	14,0	27	
0522553-05-04	1/2" - 20	1/4" - 19	28,0	14,0	19	
0522553-05-08	1/2" - 20	1/2" - 14	41,0	14,0	27	
0522553-06-04	9/16" - 18	1/4" - 19	28,0	14,0	19	
0522553-06-08	9/16" - 18	1/2" - 14	35,0	14,0	27	
0522553-08-04	3/4" - 16	1/4" - 19	31,0	17,0	19	
0522553-08-08	3/4" - 16	1/2" - 14	38,0	17,0	27	

If you wish to order a fitting/ ferrule/ adaptor in stainless, please add at the end of code.SS

ADAPTORS

JIC ADAPTORS

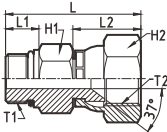


0522825

STRAIGHT ADAPTOR NPTF MALE 60° CONE SEAT (SAE J514)
JIC FEMALE 74° CONE SEAT (SAE J514)

PART. REF.	THREADS		DIMENSION (mm)			
	T1 (NPTF)	T2 (UNF)	L	H1	H2	
05228 25-02-04	1/8"-27	7/16"-20	34,3	13	16	
05228 25-04-04	1/4"-18	7/16"-20	39,6	16	16	
05228 25-04-06	1/4"-18	9/16"-18	42,6	14	19	
05228 25-06-06	3/8"-18	9/16"-18	41,4	19	19	
05228 25-06-08	3/8"-18	3/4"-16	43,9	22	22	
05228 25-08-08	1/2"-14	3/4"-16	50,3	22	22	
0522825-12-12	3/4"-14	1 1/16"-12	57,9	27	32	
0522825-16-16	1"-11,5	1.5/16"-12	65,0	35	38	
0522825-20-20	1 1/4"-11,5	1.5/8"-12	72,0	44	50	

If You wish to order a fitting/ ferrule/ adaptor in stainless, please add at the end of code.SS



0523025

STRAIGHT ADAPTOR SAE MALE O-RING BOSS TYPE (SAE J1926)
JIC FEMALE 74° CONE SEAT (SAE J514)

PART. REF.	THREADS		DIMENSION (mm)				
	T1 (UNF)	T2 (UNF)	L	L1	L2	H1	H2
05230 25-04-04	7/16" - 20	7/16" - 20	32,5	9,5	17,0	14	16
05230 25-05-05	1/2" - 20	1/2" - 20	36,0	9,5	18,0	16	16
05230 25-06-06	9/16" - 18	9/16" - 18	37,5	10,0	19,5	19	19
05230 25-08-08	3/4" - 16	3/4" - 16	43,5	11,5	23,5	22	22
0523025-10-10	7/8" - 14	7/8" - 14	48,0	13,0	25,0	27	27
0523025-12-12	1 1/16" - 12	1 1/16" - 12	55,5	15,5	27,5	32	32
0523025-14-14	1.3/16" - 12	1.3/16" - 12	54,5	15,5	27,0	35	35
0523025-16-16	1.5/16" - 12	1.5/16" - 12	59,0	15,5	31,0	38	38
0523025-20-20	1.5/8" - 12	1.5/8" - 12	62,5	15,5	32,0	50	50
0523025-24-24	1.7/8" - 12	1.7/8" - 12	68,0	15,5	35,5	55	55

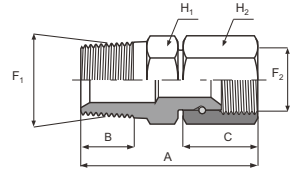
If You wish to order a fitting/ ferrule/ adaptor in stainless, please add at the end of code.SS

ADAPTORS

JIC ADAPTORS

0523525

NPT MALE - JIC FEMALE
74° CONE SEAT (SAE J514)

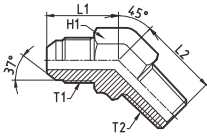


PART. REF.	THREADS		DIMENSION (mm)				
	F ₁ (NPT)	F ₂ (UNF)	A	B	C	H ₁	H ₂
0523525-02-04	7/16" - 20	1/8" - 27	35,5	18,5	10,0	14	14
0523525-04-04	7/16" - 20	1/4" - 18	40,0	18,5	14,5	14	14
0523525-04-05	1/2" - 20	1/4" - 18	37,5	15,0	17,0	14	15
0523525-04-06	9/16" - 18	1/4" - 18	43,5	21,5	14,5	14	19
0523525-06-06	9/16" - 18	3/8" - 18	43,5	21,5	14,5	19	19
0523525-08-06	9/16" - 18	1/2" - 14	45,5	19,5	18,0	22	19
0523525-06-08	3/4" - 16	3/8" - 18	45,0	23,0	14,5	19	22
0523525-08-08	3/4" - 16	1/2" - 14	51,5	23,0	19,0	22	22
0523525-06-10	7/8" - 14	3/8" - 18	50,0	26,0	14,5	22	27
0523525-08-10	7/8" - 14	1/2" - 14	54,5	26,0	19,0	27	32
0523525-08-12	1.1/16" - 12	1/2" - 14	58,0	27,5	19,0	30	32
0523525-12-12	1.1/16" - 12	3/4" - 14	58,0	27,5	19,0	36	38
0523525-12-16	1.5/16" - 12	3/4" - 14	60,5	30,0	19,0	36	38
0523525-16-16	1.5/16" - 12	1" - 11 ^{1/2}	65,5	30,0	24,0	36	38
0523525-20-20	1.5/8" - 12	1.1/4" - 11 ^{1/2}	70,5	33,0	24,5	46	50

If You wish to order a fitting/ ferrule/ adaptor in stainless, please add at the end of code.SS

ADAPTORS

JIC ADAPTORS

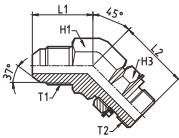


0532507

45° ELBOW ADAPTOR JIC MALE 74° CONE (SAE J514)
BSP MALE TAPERED (ISO 7)

PART. REF.	THREADS		DIMENSION (mm)		
	T ₁ (UNF)	T ₂ (BSPT)	L ₁	L ₂	H ₁
05325 07-04-02	7/16" - 20	1/8" - 28	22,0	18,0	14
05325 07-04-04	7/16" - 20	1/4" - 19	22,0	21,0	14
05325 07-05-04	1/2" - 20	1/4" - 19	22,0	21,0	14
05325 07-06-04	9/16" - 18	1/4" - 19	22,0	21,0	14
05325 07-06-06	9/16" - 18	3/8" - 19	26,0	26,0	19
05325 07-08-06	3/4" - 16	3/8" - 19	26,0	26,0	19
05325 07-08-08	3/4" - 16	1/2" - 14	28,0	31,0	22
0532507-10-08	7/8" - 14	1/2" - 14	28,0	31,0	22
0532507-12-12	1.1/16" - 12	3/4" - 14	32,5	31,5	27
0532507-16-16	1.5/16" - 12	1" - 11	40,0	41,0	35
0532507-20-20	1.5/8" - 12	1.1/4" - 11	46,0	46,0	44
0532507-24-24	1.7/8" - 12	1.1/2" - 11	49,0	46,5	50
0532507-32-32	2.1/2" - 12	2" - 11	58,0	55,0	65

If You wish to order a fitting/ ferrule/ adaptor in stainless, please add at the end of code.SS



0532509

45° ELBOW ADJUSTABLE ADAPTOR JIC MALE 74° CONE
(SAE J514) BSP MALE O-RING BOSS TYPE (ISO 1179-3)

PART. REF.	THREADS		DIMENSION (mm)			
	T ₁ (UNF)	T ₂ (BSPP)	L ₁	L ₂	H ₁	H ₃
05325 09-04-02	7/16" - 20	1/8" - 28	22,0	26,5	14	14
05325 09-04-04	7/16" - 20	1/4" - 19	22,0	28,0	14	19
05325 09-05-04	1/2" - 20	1/4" - 19	22,0	28,0	14	19
05325 09-06-04	9/16" - 18	1/4" - 19	22,0	28,0	14	19
05325 09-06-06	9/16" - 18	3/8" - 19	25,0	33,0	19	22
05325 09-08-06	3/4" - 16	3/8" - 19	26,0	33,0	19	22
05325 09-08-08	3/4" - 16	1/2" - 14	26,0	38,5	22	27
05325 09-10-08	7/8" - 14	1/2" - 14	30,0	38,5	22	27
0532509-10-12	7/8" - 14	3/4" - 14	31,5	43,0	27	32
0532509-12-12	1.1/16" - 12	3/4" - 14	32,5	43,0	27	32
0532509-16-16	1.5/16" - 12	1" - 11	40,0	47,0	35	41
0532509-20-20	1.5/8" - 12	1.1/4" - 11	46,0	48,5	44	50

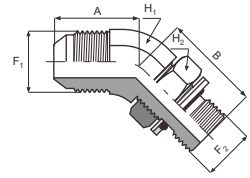
If You wish to order a fitting/ ferrule/ adaptor in stainless, please add at the end of code.SS

ADAPTORS

JIC ADAPTORS

0532519

JIC MALE (SAE J514)
METRIC MALE O'RING BOSS TYPE (ISO 6149-2), 45° ELBOW

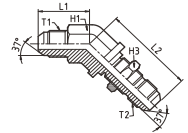


PART. REF.	THREADS		DIMENSION (mm)			
	F ₁ (UNF)	F ₂ (METR)	A	B	H ₁	H ₂
0532519-05-12	1/2" - 20	M12x1,5	21,0	29,0	14	19
0532519-06-16	9/16" - 18	M16x1,5	22,0	33,0	14	22
0532519-08-18	3/4" - 16	M18x1,5	25,0	33,0	19	27
0532519-10-18	7/8" - 14	M18x1,5	28,0	35,0	22	27
0532519-10-22	7/8" - 14	M22x1,5	28,0	38,5	22	32
0532519-12-22	1.1/16" - 12	M22x1,5	32,5	40,5	27	32
0532519-12-27	1.1/16" - 12	M27x2,0	32,5	44,0	27	38
0532519-16-27	1.5/16" - 12	M27x2,0	37,0	47,0	35	38
0532519-16-33	1.5/16" - 12	M33x2,0	37,0	47,0	35	41

If You wish to order a fitting/ ferrule/ adaptor in stainless, please add at the end of code.SS

0532523

45° ELBOW BULKHEAD ADAPTOR JIC MALE
74° CONE (SAE J514)

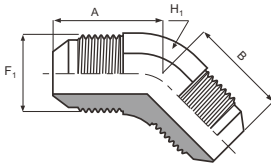


PART. REF.	THREADS		DIMENSION (mm)			
	T ₁ (UNF)	T ₂ (UNF)	L ₁	L ₂	H ₁	H ₃
0532523-04-04	7/16" - 20	7/16" - 20	22,0	39,0	14	16
0532523-05-05	1/2" - 20	1/2" - 20	22,0	39,0	14	16
0532523-06-06	9/16" - 18	9/16" - 18	22,0	42,5	14	19
0532523-08-08	3/4" - 16	3/4" - 16	26,0	49,0	19	24
0532523-10-10	7/8" - 14	7/8" - 14	30,0	55,0	22	27
0532523-12-12	1.1/16" - 12	1.1/16" - 12	32,5	62,0	27	32
0532523-16-16	1.5/16" - 12	1.5/16" - 12	40,0	65,0	35	38
0532523-20-20	1.5/8" - 12	1.5/8" - 12	46,0	67,0	41	50
0532523-24-24	1.7/8" - 12	1.7/8" - 12	49,0	67,5	50	55

If You wish to order a fitting/ ferrule/ adaptor in stainless, please add at the end of code.SS

ADAPTORS

JIC ADAPTORS

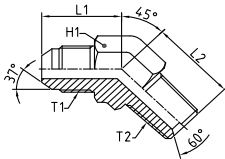


0532525

JIC MALE (SAE J514), 45° ELBOW

PART. REF.	THREADS	DIMENSION (mm)		
	F1 (UNF)	A	B	H1
0532525-04-04	7/16" - 20	23,5	23,5	14
0532525-05-05	1/2" - 20	23,5	23,5	14
0532525-06-06	9/16" - 18	25,0	25,0	14
0532525-08-08	3/4" - 16	27,0	27,0	19
0532525-10-10	7/8" - 14	32,0	32,0	22

If You wish to order a fitting/ ferrule/ adaptor in stainless, please add at the end of code.SS



0532528

45° ELBOW ADAPTOR JIC MALE 74° CONE (SAE J514)

NPTF MALE 60° CONE SEAT (SAE J514)

PART. REF.	THREADS		DIMENSION (mm)		
	T1 (UNF)	T2 (NPTF)	L1	L2	H1
0532528-04-02	7/16"-20	1/8"-27	18,3	16,3	11
0532528-04-04	7/16"-20	1/4"-18	20,8	21,8	14
0532528-05-04	1/2"-20	1/4"-18	20,8	21,8	14
0532528-06-04	9/16"-18	1/4"-18	21,0	21,8	14
0532528-06-06	9/16"-18	3/8"-18	22,1	24,1	19
0532528-08-08	3/4"-16	1/2"-14	25,2	29,7	22
0532528-08-12	3/4"-16	3/4"-14	26,4	30,5	27
0532528-10-08	7/8"-14	1/2"-14	28,2	29,7	22
0532528-12-12	1.1/16"-12	3/4"-14	32,5	30,5	27
0532528-16-16	1.5/16"-12	1"-11,5	37,3	37,6	33
0532528-20-20	1.5/8"-12	1.1/4"-11,5	40,4	42,4	41

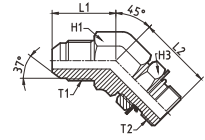
If You wish to order a fitting/ ferrule/ adaptor in stainless, please add at the end of code.SS

ADAPTORS

JIC ADAPTORS

0532531

45° ELBOW ADJUSTABLE ADAPTOR JIC MALE 74° CONE (SAE J514)
SAE MALE O-RING BOSS TYPE (SAE J1926)

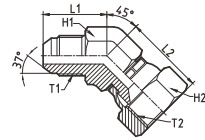


PART. REF.	THREADS		DIMENSION (mm)			
	T ₁ (UNF)	T ₂ (UNF)	L ₁	L ₂	H ₁	H ₃
0532531-04-04	7/16" - 20	7/16" - 20	22,0	26,5	14	16
0532531-05-05	1/2" - 20	1/2" - 20	22,0	26,5	14	16
0532531-06-06	9/16" - 18	9/16" - 18	22,0	28,0	14	19
0532531-06-08	9/16" - 18	3/4" - 16	24,0	33,0	19	24
0532531-08-06	3/4" - 16	9/16" - 18	26,0	30,0	19	19
0532531-08-08	3/4" - 16	3/4" - 16	26,0	33,0	19	24
0532531-08-10	3/4" - 16	7/8" - 14	28,0	38,5	22	27
0532531-10-10	7/8" - 14	7/8" - 14	30,0	38,5	22	27
0532531-12-10	1 1/16" - 12	7/8" - 14	32,5	41,5	27	27
0532531-12-12	1 1/16" - 12	1 1/16" - 12	3 2,5	43,0	27	32
0532531-16-16	1.5/16" - 12	1.5/16" - 12	40,0	47,0	35	38
0532531-20-20	1.5/8" - 12	1.5/8" - 12	46,0	48,5	44	50

If You wish to order a fitting/ ferrule/ adaptor in stainless, please add at the end of code.SS

0552525

45° ELBOW ADAPTOR JIC MALE 74° CONE
JIC FEMALE 74° CONE SEAT (SAE J514)

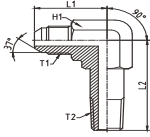


PART. REF.	THREADS		DIMENSION (mm)			
	T ₁ (UNF)	T ₂ (UNF)	L ₁	L ₂	H ₁	H ₂
0552525-04-04	7/16" - 20	7/16" - 20	22,0	24,5	14	16
0552525-05-05	1/2" - 20	1/2" - 20	22,0	26,5	14	16
0552525-06-06	9/16" - 18	9/16" - 18	22,0	28,5	14	19
0552525-08-08	3/4" - 16	3/4" - 16	26,0	32,0	19	22
0552525-10-10	7/8" - 14	7/8" - 14	30,0	37,0	22	27
0552525-12-12	1 1/16" - 12	1 1/16" - 12	3 2,5	38,5	27	32
0552525-16-16	1.5/16" - 12	1.5/16" - 12	40,0	45,0	35	38
0552525-20-20	1.5/8" - 12	1.5/8" - 12	46,0	51,5	44	50
0552525-24-24	1.7/8" - 12	1.7/8" - 12	49,0	57,5	50	55

If You wish to order a fitting/ ferrule/ adaptor in stainless, please add at the end of code.SS

ADAPTORS

JIC ADAPTORS



0562502

90° ELBOW ADAPTOR JIC MALE 74° CONE (SAE J514)
BSP MALE TAPERED LONG (ISO 7)

PART. REF.	THREADS		DIMENSION (mm)		
	T ₁ (UNF)	T ₂ (BSPT)	L ₁	L ₂	H ₁
0562502-04-02	7/16" - 20	1/8" - 28	24,0	49,0	14
0562502-04-04	7/16" - 20	1/4" - 19	24,0	49,0	14
0562502-05-04	1/2" - 20	1/4" - 19	24,0	49,0	14
0562502-06-04	9/16" - 18	1/4" - 19	24,0	49,0	14
0562502-08-06	3/4" - 16	3/8" - 16	31,5	61,0	19
0562502-08-08	3/4" - 16	1/2" - 14	34,0	73,0	24
0562502-10-08	7/8" - 14	1/2" - 14	35,5	73,0	24
0562502-12-12	1.1/16" - 12	3/4" - 14	37,0	87,0	27
0562502-16-16	1.5/16" - 12	1" - 11	46,0	107,0	35

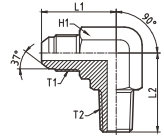
If You wish to order a fitting/ ferrule/ adaptor in stainless, please add at the end of code.SS

ADAPTORS

JIC ADAPTORS

0562507

90° ELBOW ADAPTOR JIC MALE 74° CONE (SAE J514)
BSP MALE TAPERED (ISO 7)

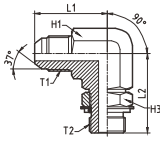


PART. REF.	THREADS		DIMENSION (mm)		
	T ₁ (UNF)	T ₂ (BSPT)	L ₁	L ₂	H ₁
0562507-04-02	7/16" - 20	1/8" - 28	22,5	21,0	12
0562507-04-04	7/16" - 20	1/4" - 19	26,0	27,0	14
0562507-04-06	7/16" - 20	3/8" - 19	28,5	31,0	19
0562507-05-02	1/2" - 20	1/8" - 28	26,0	23,0	14
0562507-05-04	1/2" - 20	1/4" - 19	26,0	27,0	14
0562507-05-06	1/2" - 20	3/8" - 19	28,5	31,0	19
0562507-06-04	9/16" - 18	1/4" - 19	26,0	27,0	14
0562507-06-06	9/16" - 18	3/8" - 19	29,0	31,0	19
0562507-06-08	9/16" - 18	1/2" - 14	33,0	37,0	22
0562507-08-04	3/4" - 16	1/4" - 19	31,5	31,0	19
0562507-08-06	3/4" - 16	3/8" - 19	31,5	31,0	19
0562507-08-08	3/4" - 16	1/2" - 14	34,0	37,0	22
0562507-10-06	7/8" - 14	3/8" - 19	36,5	34,0	22
0562507-10-08	7/8" - 14	1/2" - 14	36,5	37,0	22
0562507-10-12	7/8" - 14	3/4" - 14	39,5	40,5	27
0562507-12-08	1.1/16" - 12	1/2" - 14	42,0	40,5	27
0562507-12-12	1.1/16" - 12	3/4" - 14	42,0	40,5	27
0562507-12-16	1.1/16" - 12	1" - 11	46,0	48,0	35
0562507-16-12	1.5/16" - 12	3/4" - 14	46,0	46,0	35
0562507-16-16	1.5/16" - 12	1" - 11	46,0	48,0	35
0562507-16-20	1.5/16" - 12	1.1/4" - 11	52,0	57,0	41
0562507-20-16	1.5/8" - 12	1" - 11	52,0	54,0	41
0562507-20-20	1.5/8" - 12	1.1/4" - 11	52,0	57,0	41
0562507-20-24	1.5/8" - 12	1.1/2" - 11	59,0	65,0	50
0562507-24-20	1.7/8" - 12	1.1/4" - 11	59,0	65,0	50
0562507-24-24	1.7/8" - 12	1.1/2" - 11	59,0	65,0	50
0562507-24-32	1.7/8" - 12	2" - 11	72,0	74,0	65
0562507-32-24	2.1/2" - 12	1.1/2" - 11	75,0	74,0	65
0562507-32-32	2.1/2" - 12	2" - 11	75,0	74,0	65

If You wish to order a fitting/ ferrule/ adaptor in stainless, please add at the end of code.SS

ADAPTORS

JIC ADAPTORS



0562509

90° ELBOW ADJUSTABLE ADAPTOR JIC MALE
74° CONE (SAE J514) BSP MALE O-RING BOSS TYPE (ISO 1179-3)

PART. REF.	THREADS		DIMENSION (mm)			
	T ₁ (UNF)	T ₂ (BSPP)	L ₁	L ₂	H ₁	H ₃
0562509-04-02	7/16" - 20	1/8" - 28	25,0	26,5	14	14
0562509-04-04	7/16" - 20	1/4" - 19	25,0	31,5	14	19
0562509-04-06	7/16" - 20	3/8" - 19	28,5	36,5	19	22
0562509-04-08	7/16" - 20	1/2" - 14	31,0	43,0	22	27
0562509-05-02	1/2" - 20	1/8" - 28	25,0	26,5	14	14
0562509-05-04	1/2" - 20	1/4" - 19	25,0	31,5	14	19
0562509-05-06	1/2" - 20	3/8" - 19	28,5	36,5	19	22
0562509-06-04	9/16" - 18	1/4" - 19	27,0	31,5	14	19
0562509-06-06	9/16" - 18	3/8" - 19	29,0	36,5	19	22
0562509-06-08	9/16" - 18	1/2" - 14	31,0	43,0	22	27
0562509-08-04	3/4" - 16	1/4" - 19	31,5	33,5	19	19
0562509-08-06	3/4" - 16	3/8" - 19	31,5	36,5	19	22,
0562509-08-08	3/4" - 16	1/2" - 14	34,0	43,0	22	27,
0562509-08-12	3/4" - 16	3/4" - 14	37,0	49,0	27	32,
0562509-10-06	7/8" - 14	3/8" - 19	36,5	39,5	22	22
0562509-10-08	7/8" - 14	1/2" - 14	36,5	43,0	22	27
0562509-10-12	7/8" - 14	3/4" - 14	39,5	49,0	27	32
0562509-12-08	1.1/16" - 12	1/2" - 14	42,0	45,5	27	27
0562509-12-12	1.1/16" - 12	3/4" - 14	42,0	49,0	27	32
0562509-12-16	1.1/16" - 12	1" - 11	46,0	52,0	35	41
0562509-16-12	1.5/16" - 12	3/4" - 14	46,0	52,0	35	32
0562509-16-16	1.5/16" - 12	1" - 11	46,0	52,0	35	41
0562509-16-20	1.5/16" - 12	1.1/4" - 11	52,0	57,0	41	50
0562509-20-16	1.5/8" - 12	1" - 11	52,0	57,0	41	41
0562509-20-20	1.5/8" - 12	1.1/4" - 11	52,0	57,0	41	50
0562509-24-20	1.7/8" - 12	1.1/4" - 11	59,0	65,0	50	50
0562509-24-24	1.7/8" - 12	1.1/2" - 11	59,0	65,0	50	55

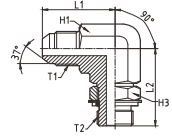
If you wish to order a fitting/ ferrule/ adaptor in stainless, please add at the end of code.SS

ADAPTORS

JIC ADAPTORS

0562519

90° ELBOW ADJUSTABLE ADAPTOR JIC MALE 74° CONE (SAE J514)
METRIC MALE (ISO 6149)

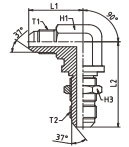


PART. REF.	THREADS		DIMENSION (mm)			
	T ₁ (UNF)	T ₂ (METRIC)	L ₁	L ₂	H ₁	H ₃
0562519-04-10	7/16" - 20	10x1	25,0	27,0	14	14
0562519-04-12	7/16" - 20	12x1.5	25,0	31,5	14	17
0562519-05-10	1/2" - 20	10x1	25,0	27,0	14	14
0562519-05-12	1/2" - 20	12x1.5	25,0	31,5	14	17
0562519-05-14	1/2" - 20	14x1.5	25,0	31,5	14	19
0562519-06-14	9/16" - 18	14x1.5	27,0	31,5	14	19
0562519-06-16	9/16" - 18	16x1.5	29,0	36,5	19	22
0562519-08-16	3/4" - 16	16x1.5	31,5	36,5	19	22
0562519-08-18	3/4" - 16	18x1.5	31,5	39,5	19	24
0562519-10-18	7/8" - 14	18x1.5	36,5	41,5	22	24
0562519-10-22	7/8" - 14	22x1.5	36,5	43,0	22	27
0562519-12-22	1.1/16" - 12	22x1.5	42,0	45,5	27	27
0562519-12-27	1.1/16" - 12	27x2	42,0	50,5	27	32
0562519-16-27	1.5/16" - 12	27x2	46,0	55,0	35	32
0562519-16-33	1.5/16" - 12	33x2	46,0	55,0	35	41
0562519-20-42	1.5/8" - 12	42x2	52,0	60,0	41	50
0562519-24-48	1.7/8" - 12	48x2	59,0	64,0	50	55

If You wish to order a fitting/ ferrule/ adaptor in stainless, please add at the end of code.SS

0562523

90° ELBOW BULKHEAD ADAPTOR JIC MALE 74° CONE (SAE J514)

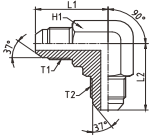


PART. REF.	THREADS		DIMENSION (mm)			
	T ₁ (UNF)	T ₂ (UNF)	L ₁	L ₂	H ₁	H ₃
0562523-04-04	7/16" - 20	7/16" - 20	24,0	41,0	14	16
0562523-05-05	1/2" - 20	1/2" - 20	24,0	43,0	14	16
0562523-06-06	9/16" - 18	9/16" - 18	24,0	45,0	14	19
0562523-08-08	3/4" - 16	3/4" - 16	31,5	54,0	19	24
0562523-10-10	7/8" - 14	7/8" - 14	35,0	60,0	24	27
0562523-12-12	1.1/16" - 12	1.1/16" - 12	3 8,0	68,0	27	32
0562523-16-16	1.5/16" - 12	1.5/16" - 12	48,0	71,0	36	38

If You wish to order a fitting/ ferrule/ adaptor in stainless, please add at the end of code.SS

ADAPTORS

JIC ADAPTORS



0562525

90° ELBOW ADAPTOR JIC MALE 74° CONE (SAE J514)

PART. REF.	THREADS		DIMENSION (mm)		
	T ₁ (UNF)	T ₂ (UNF)	L ₁	L ₂	H ₁
0562525-04-04	7/16" - 20	7/16" - 20	22,5	22,5	12
0562525-05-05	1/2" - 20	1/2" - 20	25,0	25,0	14
0562525-06-06	9/16" - 18	9/16" - 18	26,0	26,0	14
0562525-08-08	3/4" - 16	3/4" - 16	31,5	31,5	19
0562525-10-10	7/8" - 14	7/8" - 14	36,5	36,5	22
0562525-12-12	1,1/16" - 12	1,1/16" - 12	42,0	42,0	27
0562525-16-16	1.5/16" - 12	1.5/16" - 12	46,0	46,0	35
0562525-20-20	1.5/8" - 12	1.5/8" - 12	52,0	52,0	41
0562525-24-24	1.7/8" - 12	1.7/8" - 12	59,0	59,0	50
0562525-32-32	2.1/2" - 12	2.1/2" - 12	75,0	75,0	65

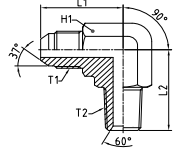
If You wish to order a fitting/ ferrule/ adaptor in stainless, please add at the end of code.SS

ADAPTORS

JIC ADAPTORS

0562528

90° ELBOW ADAPTOR JIC MALE 74° CONE (SAE J514)
NPTF MALE 60° CONE SEAT (SAE J514)

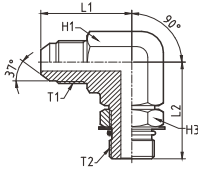


PART. REF.	THREADS		DIMENSION (mm)			
	T1 (UNF)	T2 (NPTF)	L1	L2	H1	
0562528-04-02	7/16"-20	1/8"-27	22,6	19,8	11	
0562528-04-04	7/16"-20	1/4"-18	26,7	27,7	14	
0562528-05-04	1/2"-20	1/4"-18	26,7	27,7	14	
0562528-06-04	9/16"-18	1/4"-18	26,9	27,7	14	
0562528-06-06	9/16"-18	3/8"-18	29,0	31,0	19	
0562528-06-08	9/16"-18	1/2"-14	31,0	37,3	22	
0562528-08-06	3/4"-16	3/8"-18	31,8	31,0	19	
0562528-08-08	3/4"-16	1/2"-14	33,8	37,3	22	
0562528-08-12	3/4"-16	3/4"-14	36,0	40,4	27	
0562528-10-08	7/8"-14	1/2"-14	36,8	37,3	22	
0562528-10-12	7/8"-14	3/4"-14	39,1	40,4	27	
0562528-12-08	1 1/16"-12	1/2"-14	42,2	40,4	27	
0562528-12-12	1 1/16"-12	3/4"-14	42,2	40,4	27	
0562528-12-16	1 1/16"-12	1"-11,5	44,7	50,0	33	
0562528-16-12	1.5/16"-12	3/4"-14	46,0	45,2	33	
0562528-16-16	1.5/16"-12	1"-11,5	46,0	50,0	33	
0562528-20-20	1.5/8"-12	1 1/4"-11,5	52,3	60,5	41	
0562528-24-24	1.7/8"-12	1 1/2"-11,5	59,2	67,0	48	

If You wish to order a fitting/ ferrule/ adaptor in stainless, please add at the end of code.SS

ADAPTORS

JIC ADAPTORS



0562531
90° ELBOW ADJUSTABLE ADAPTOR JIC MALE 74° CONE (SAE J514)
SAE MALE O-RING BOSS TYPE (SAE J1926)

PART. REF.	THREADS		DIMENSION (mm)			
	T ₁ (UNF)	T ₂ (UNF)	L ₁	L ₂	H ₁	H ₃
0562531-04-04	7/16" - 20	7/16" - 20	25,0	26,5	14	16
0562531-04-06	7/16" - 20	9/16" - 18	25,0	31,5	14	19
0562531-05-04	1/2" - 20	7/16" - 20	25,0	26,5	14	16
0562531-05-05	1/2" - 20	1/2" - 20	25,0	27,5	14	16
0562531-05-06	1/2" - 20	9/16" - 18	25,0	31,5	14	19
0562531-06-04	9/16" - 18	7/16" - 20	27,0	30,0	14	16
0562531-06-05	9/16" - 18	1/2" - 20	27,0	30,0	14	16
0562531-06-06	9/16" - 18	9/16" - 18	27,0	31,5	14	19
0562531-06-08	9/16" - 18	3/4" - 16	29,0	36,5	19	24
0562531-06-10	9/16" - 18	7/8" - 14	31,0	43,0	22	27
0562531-08-06	3/4" - 16	9/16" - 18	31,5	33,5	19	19
0562531-08-08	3/4" - 16	3/4" - 16	31,5	36,5	19	24
0562531-08-10	3/4" - 16	7/8" - 14	34,0	43,0	22	27
0562531-08-12	3/4" - 16	1.1/16" - 12	37,0	49,0	27	32
0562531-10-06	7/8" - 14	9/16" - 18	36,5	37,0	22	19
0562531-10-08	7/8" - 14	3/4" - 16	36,5	39,5	22	24
0562531-10-10	7/8" - 14	7/8" - 14	36,5	43,0	22	27
0562531-10-12	7/8" - 14	1.1/16" - 12	39,5	49,0	27	32
0562531-12-08	1.1/16" - 12	3/4" - 16	42,0	44,0	27	24
0562531-12-10	1.1/16" - 12	7/8" - 14	42,0	47,0	27	27
0562531-12-12	1.1/16" - 12	1.1/16" - 12	42,0	49,0	27	32
0562531-12-16	1.1/16" - 12	1.5/16" - 12	46,0	52,0	35	38
0562531-16-12	1.5/16" - 12	1.1/16" - 12	46,0	52,0	35	32
0562531-16-16	1.5/16" - 12	1.5/16" - 12	46,0	52,0	35	38
0562531-16-20	1.5/16" - 12	1.5/8" - 12	52,0	57,0	41	50
0562531-20-16	1.5/8" - 12	1.5/16" - 12	52,0	57,0	41	38
0562531-20-20	1.5/8" - 12	1.5/8" - 12	52,0	57,0	41	50
0562531-20-24	1.5/8" - 12	1.7/8" - 12	59,0	65,0	50	55
0562531-24-20	1.7/8" - 12	1.5/8" - 12	59,0	65,0	50	50
0562531-24-24	1.7/8" - 12	1.7/8" - 12	59,0	65,0	50	55

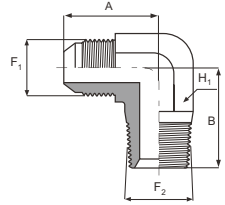
If You wish to order a fitting/ ferrule/ adaptor in stainless, please add at the end of code.SS

ADAPTORS

JIC ADAPTORS

0562535

JIC MALE (SAE J514)
NPT MALE, 90° ELBOW

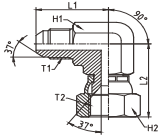


PART. REF.	THREADS		DIMENSION (mm)		
	F ₁ (UNF)	F ₂ (NPTF)	A	B	H ₁
0562535-04-02	7/16" - 20	1/8" - 27	22,5	19,5	14
0562535-04-04	7/16" - 20	1/4" - 18	27,0	27,5	14
0562535-05-02	1/2" - 20	1/8" - 27	24,0	19,5	14
0562535-05-04	1/2" - 20	1/4" - 18	27,0	27,5	14
0562535-06-02	9/16" - 18	1/8" - 27	27,0	23,5	14
0562535-06-04	9/16" - 18	1/4" - 18	27,0	27,5	14
0562535-06-06	9/16" - 18	3/8" - 18	28,5	31,0	14
0562535-06-08	9/16" - 18	1/2" - 14	31,0	37,0	19
0562535-08-04	3/4" - 16	1/4" - 18	31,5	31,0	19
0562535-08-06	3/4" - 16	3/8" - 18	31,5	31,0	19
0562535-08-08	3/4" - 16	1/2" - 14	34,0	37,0	19
0562535-08-12	3/4" - 16	3/4" - 14	37,0	40,5	27
0562535-10-06	7/8" - 14	3/8" - 18	36,5	32,0	22
0562535-10-08	7/8" - 14	1/2" - 14	36,5	37,0	22
0562535-10-12	7/8" - 14	3/4" - 14	43,0	45,0	27
0562535-12-08	1.1/16" - 12	1/2" - 14	42,0	40,5	27
0582535-12-12	1.1/16" - 12	3/4" - 14	42,0	40,5	27
0562535-16-12	1.5/16" - 12	3/4" - 14	46,0	45,0	35
0562535-16-16	1.5/16" - 12	1" - 11 ^{1/2}	46,0	50,0	35
0562535-20-16	1.5/8" - 12	1" - 11 ^{1/2}	52,0	59,0	41
0562535-20-20	1.5/8" - 12	1.1/4" - 11 ^{1/2}	52,0	60,0	41
0562535-24-24	1.7/8" - 12	1.1/2" - 11 ^{1/2}	59,0	67,0	50

If You wish to order a fitting/ ferrule/ adaptor in stainless, please add at the end of code SS

ADAPTORS

JIC ADAPTORS

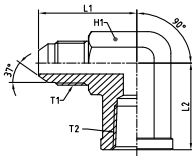


0582525

90° ELBOW ADAPTOR JIC MALE 74° CONE
JIC FEMALE 74° CONE SEAT (SAE J514)

PART. REF.	THREADS		DIMENSION (mm)			
	T1 (UNF)	T2 (UNF)	L1	L2	H1	H2
0582525-04-04	7/16" - 20	7/16" - 20	25,0	26,0	14	16
0582525-05-05	1/2" - 20	1/2" - 20	25,0	28,0	14	16
0582525-06-06	9/16" - 18	9/16" - 18	27,0	31,0	14	19
0582525-08-08	3/4" - 16	3/4" - 16	31,5	35,5	19	22
0582525-10-10	7/8" - 14	7/8" - 14	36,5	42,0	22	27
0582525-12-12	1 1/16" - 12	1 1/16" - 12	42,0	45,5	27	32
0582525-16-16	1.5/16" - 12	1.5/16" - 12	46,0	51,5	35	38
0582525-20-20	1.5/8" - 12	1.5/8" - 12	52,0	59,0	41	50
0582525-24-24	1.7/8" - 12	1.7/8" - 12	59,0	67,0	50	55

If You wish to order a fitting/ ferrule/ adaptor in stainless, please add at the end of code.SS



0582534

90° ELBOW ADAPTOR JIC MALE 74° CONE (SAE J514)
NPTF FIXED FEMALE (SAE J514)

PART. REF.	THREADS		DIMENSION (mm)			
	T1 (UNF)	T2 (NPTF)	L1	L2	H1	H2
0582534-04-04	7/16"-20	1/4"-18	31,0	22,4	19	
0582534-05-04	1/2"-20	1/4"-18	31,0	22,4	19	
0582534-06-04	9/16"-18	1/4"-18	31,2	22,4	19	
0582534-06-06	9/16"-18	3/8"-18	33,3	25,9	22	
0582534-08-08	3/4"-16	1/2"-14	38,6	31,2	27	
0582534-10-08	7/8"-14	1/2"-14	41,7	31,2	27	
0582534-12-12	1 1/16"-12	3/4"-14	48,0	34,5	33	
0582534-16-16	1.5/16"-12	1"-11,5	55,1	41,2	41	

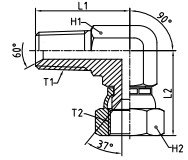
If You wish to order a fitting/ ferrule/ adaptor in stainless, please add at the end of code.SS

ADAPTORS

JIC ADAPTORS

0582825

90° ELBOW ADAPTOR NPTF MALE 60° CONE SEAT (SAE J514)
JIC FEMALE 74° CONE SEAT (SAE J514)

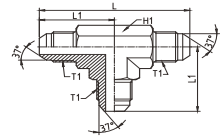


PART. REF.	THREADS		DIMENSION (mm)			
	T1 (NPTF)	T2 (UNF)	L1	L2	H1	H2
0582825-02-04	1/8"-27	7/16"-20	19,8	25,4	11	16
0582825-04-04	1/4"-18	7/16"-20	27,7	29,0	14	16
0582825-04-06	1/4"-18	9/16"-18	27,7	31,8	14	19
0582825-06-06	3/8"-18	9/16"-18	31,0	32,6	19	19
0582825-06-08	3/8"-18	3/4"-16	31,0	35,0	19	22
0582825-08-08	1/2"-14	3/4"-16	37,3	38,4	22	22
0582825-12-12	3/4"-14	1,1/16"-12	40,4	44,5	27	32
0582825-16-16	1"-11,5	1.5/16"-12	50,0	50,8	33	38
0582825-20-20	1,1/4"-11,5	1.5/8"-12	60,5	58,7	41	50

If You wish to order a fitting/ ferrule/ adaptor in stainless, please add at the end of code.SS

0702525

UNION TEE JIC MALE 74° CONE (SAE J514)

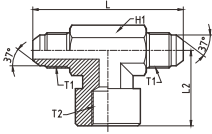


PART. REF.	THREADS	DIMENSION (mm)		
	T1 (UNF)	L	L1	H1
0702525-04-04	7/16" - 20	45,0	22,5	12
0702525-05-05	1/2" - 20	50,0	25,0	14
0702525-06-06	9/16" - 18	54,0	27,0	14
0702525-08-08	3/4" - 16	63,0	31,5	19
0702525-10-10	7/8" - 14	73,0	36,5	22
0702525-12-12	1,1/16" - 12	84,0	42,0	27
0702525-16-16	1.5/16" - 12	92,0	46,0	36
0702525-20-20	1.5/8" - 12	104,0	52,0	41
0702525-24-24	1.7/8" - 12	118,0	59,0	50

If You wish to order a fitting/ ferrule/ adaptor in stainless, please add at the end of code.SS

ADAPTORS

JIC ADAPTORS

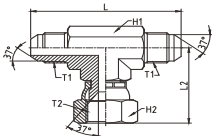


0712502

BRANCH TEE JIC MALE 74° CONE (SAE J514)
BSP FEMALE TAPERED (ISO 7)

PART. REF.	THREADS		DIMENSION (mm)			
	T ₁ (UNF)	T ₂ (BSPT)	L	L ₂	H ₁	
0712502-04-02	7/16" - 20	1/8" - 28	48,0	17,0	17	
0712502-05-02	1/2" - 20	1/8" - 28	50,0	19,0	17	
0712502-06-04	9/16" - 18	1/4" - 19	57,0	22,5	19	
0712502-08-06	3/4" - 16	3/8" - 19	68,0	26,0	22	
0712502-10-08	7/8" - 14	1/2" - 14	79,0	31,0	27	
0712502-12-12	1.1/16" - 12	3/4" - 14	89,0	34,5	36	
0712502-16-16	1.5/16" - 12	1" - 11	104,0	41,0	41	
0712502-20-20	1.5/8" - 12	1.1/4" - 11	118,0	43,0	50	

If You wish to order a fitting/ ferrule/ adaptor in stainless, please add at the end of code.SS



0712525

BRANCH TEE JIC MALE 74° CONE
JIC FEMALE 74° CONE SEAT (SAE J514)

PART. REF.	THREADS		DIMENSION (mm)			
	T ₁ (UNF)	T ₂ (UNF)	L ₁	L ₂	H ₁	H ₂
0712525-04-04	7/16" - 20	7/16" - 20	52,0	26,0	14	16
0712525-05-05	1/2" - 20	1/2" - 20	52,0	28,0	14	16
0712525-06-06	9/16" - 18	9/16" - 18	54,0	31,0	14	19
0712525-08-08	3/4" - 16	3/4" - 16	63,0	35,5	19	22
0712525-10-10	7/8" - 14	7/8" - 14	73,0	42,0	22	27
0712525-12-12	1.1/16" - 12	1.1/16" - 12	84,0	45,5	27	32
0712525-16-16	1.5/16" - 12	1.5/16" - 12	92,0	51,5	36	38
0712525-20-20	1.5/8" - 12	1.5/8" - 12	104,0	59,0	41	50
0712525-24-24	1.7/8" - 12	1.7/8" - 12	118,0	67,0	50	55

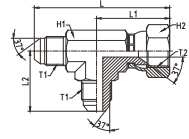
If You wish to order a fitting/ ferrule/ adaptor in stainless, please add at the end of code.SS

ADAPTORS

JIC ADAPTORS

0722525

RUN TEE JIC MALE 74° CONE
JIC FEMALE 74° CONE SEAT (SAE J514)

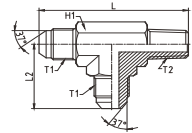


PART. REF.	THREADS		DIMENSION (mm)				
	T ₁ (UNF)	T ₂ (UNF)	L	L ₁	L ₂	H ₁	H ₂
0722525-04-04	7/16" - 20	7/16" - 20	52,0	26,0	26,0	14	16
0722525-05-05	1/2" - 20	1/2" - 20	54,0	28,0	26,0	14	16
0722525-06-06	9/16" - 18	9/16" - 18	58,0	31,0	27,0	14	19
0722525-08-08	3/4" - 16	3/4" - 16	67,0	35,5	31,5	19	22
0722525-10-10	7/8" - 14	7/8" - 14	78,5	42,0	36,5	22	27
0722525-12-12	1 1/16" - 12	1 1/16" - 12	87,5	45,5	42,0	27	32
0722525-16-16	1.5/16" - 12	1.5/16" - 12	97,5	51,5	46,0	36	38
0722525-20-20	1.5/8" - 12	1.5/8" - 12	111,0	59,0	52,0	41	50
0722525-24-24	1.7/8" - 12	1.7/8" - 12	126,0	67,0	59,0	50	55

If You wish to order a fitting/ ferrule/ adaptor in stainless, please add at the end of code.SS

0762507

RUN TEE JIC MALE 74° CONE (SAE J514)
BSP MALE TAPERED (ISO 7)

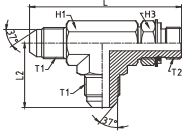


PART. REF.	THREADS		DIMENSION (mm)		
	T ₁ (UNF)	T ₂ (BSPT)	L	L ₂	H ₁
0762507-04-02	7/16" - 20	1/8" - 28	43,5	22,5	12
0762507-05-02	1/2" - 20	1/8" - 28	48,0	25,0	14
0762507-06-04	9/16" - 18	1/4" - 19	54,0	27,0	14
0762507-08-06	3/4" - 16	3/8" - 19	62,5	31,5	19
0762507-10-08	7/8" - 14	1/2" - 14	73,5	36,5	22
0762507-12-12	1 1/16" - 12	3/4" - 14	82,5	42,0	27
0762507-16-16	1.5/16" - 12	1" - 11	92,0	46,0	36
0762507-20-20	1.5/8" - 12	1 1/4" - 11	106,0	52,0	41
0762507-24-24	1.7/8" - 12	1 1/2" - 11	119,0	59,0	50

If You wish to order a fitting/ ferrule/ adaptor in stainless, please add at the end of code.SS

ADAPTORS

JIC ADAPTORS



0762509

RUN TEE ADJUSTABLE JIC MALE 74° CONE (SAE J514)
BSP MALE O-RING BOSS TYPE (ISO 1179-3)

PART. REF.	THREADS		DIMENSION (mm)			
	T ₁ (UNF)	T ₂ (BSPP)	L	L ₂	H ₁	H ₃
0762509-04-04	7/16" - 20	1/4" - 19	56,5	25,0	14	19
0762509-04-06	7/16" - 20	3/8" - 19	65,0	28,5	19	22
0762509-05-04	1/2" - 20	1/4" - 19	56,5	25,0	14	19
0762509-05-06	1/2" - 20	3/8" - 19	65,0	28,5	19	22
0762509-06-04	9/16" - 18	1/4" - 19	58,5	27,0	14	19
0762509-06-06	9/16" - 18	3/8" - 19	65,5	29,0	19	22
0762509-06-08	9/16" - 18	1/2" - 14	74,0	31,0	22	27
0762509-08-06	3/4" - 16	3/8" - 19	68,0	31,5	19	22
0762509-08-08	3/4" - 16	1/2" - 14	77,0	34,0	22	27
0762509-10-06	7/8" - 14	3/8" - 19	76,0	36,5	22	22
0762509-10-08	7/8" - 14	1/2" - 14	79,5	36,5	22	27
0762509-10-12	7/8" - 14	3/4" - 14	88,5	39,5	27	32
0762509-12-12	1.1/16" - 12	3/4" - 14	91,0	42,0	27	32
0762509-12-16	1.1/16" - 12	1" - 11	98,0	46,0	36	41
0762509-16-12	1.5/16" - 12	3/4" - 14	98,0	46,0	36	32
0762509-16-16	1.5/16" - 12	1" - 11	98,0	46,0	36	41

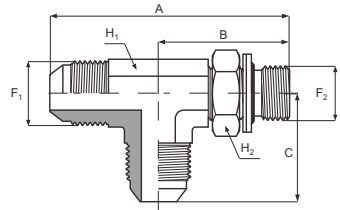
If You wish to order a fitting/ ferrule/ adaptor in stainless, please add at the end of code.SS

ADAPTORS

JIC ADAPTORS

0762519

RUN TEE JIC MALE (SAE J514)
METRIC ADJUSTABLE MALE (ISO 6149-2)

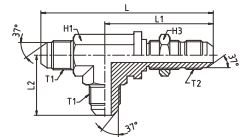


PART. REF.	THREADS		DIMENSION (mm)				
	F ₁ (UNF)	F ₂ (METR)	A	B	C	H ₁	H ₂
0762519-05-12	1/2" - 20	M12x1,5	58,5	31,5	27,0	14	19
0762519-06-16	9/16" - 18	M16x1,5	65,0	36,5	28,5	14	19
0762519-10-18	7/8" - 14	M18x1,5	76,0	41,5	36,5	22	27
0762519-10-22	7/8" - 14	M22x1,5	79,5	43,0	36,5	22	27
0762519-12-27	1 1/16" - 12	M27x2,0	91,0	51,5	42,0	27	32
0762519-16-27	1.5/16" - 12	M27x2,0	98,0	55,0	46,0	36	41
0762519-16-33	1.5/16" - 12	M33x2,0	98,0	55,0	46,0	36	41
0762519-20-42	1.5/8" - 12	M42x2,0	109,0	60,0	52,0	39	43
0762519-24-48	1.7/8" - 12	M48x2,0	120,0	67,0	59,0	43	52

If You wish to order a fitting/ ferrule/ adaptor in stainless, please add at the end of code.SS

0762523

RUN TEE BULKHEAD JIC MALE 74° CONE (SAE J514)

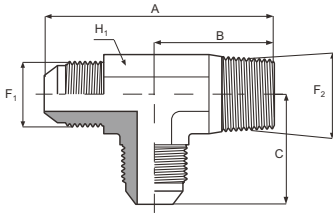


PART. REF.	THREADS		DIMENSION (mm)				
	T ₁ (UNF)	T ₂ (UNF)	L	L ₁	L ₂	H ₁	H ₂
0762523-04-04	7/16" - 20	7/16" - 20	65,0	40,5	24,5	14	16
0762523-05-05	1/2" - 20	1/2" - 20	67,0	41,0	26,0	14	16
0762523-06-06	9/16" - 18	9/16" - 18	73,6	46,0	27,5	14	19
0762523-08-08	3/4" - 16	3/4" - 16	88,0	53,5	34,5	19	24
0762523-10-10	7/8" - 14	7/8" - 14	100,0	60,5	39,5	22	27
0762523-12-12	1 1/16" - 12	1 1/16" - 12	118,0	68,0	45,0	27	32
0762523-16-16	1.5/16" - 12	1.5/16" - 12	120,0	71,0	49,0	35	38
0762523-20-20	1.5/8" - 12	1.5/8" - 12	134,0	79,0	55,0	41	50
0762523-24-24	1.7/8" - 12	1.7/8" - 12	146,0	87,0	59,0	50	55

If You wish to order a fitting/ ferrule/ adaptor in stainless, please add at the end of code.SS

ADAPTORS

JIC ADAPTORS

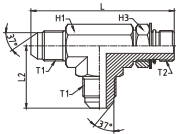


0762528

RUN TEE JIC MALE (SAE J514)
NPTF MALE (SAE J476A)

PART. REF.	THREADS		DIMENSION (mm)			
	F ₁ (UNF)	F ₂ (NPTF)	A	B	C	H ₁
0762528-04-02	7/16" - 20	1/8" - 27	42,0	19,5	22,5	14
0762528-04-04	7/16" - 20	1/4" - 18	54,5	27,5	27,0	14
0762528-05-02	1/2" - 20	1/8" - 27	43,5	19,5	24,0	17
0762528-05-04	1/2" - 20	1/4" - 18	54,5	27,5	27,0	19
0752528-06-04	9/16" - 18	1/4" - 18	54,5	27,5	27,0	19
0752528-08-06	3/4" - 16	3/8" - 18	62,5	31,0	31,5	22
0752528-08-08	3/4" - 16	1/2" - 14	71,0	37,0	34,0	27
0752528-10-08	7/8" - 14	1/2" - 14	73,5	37,0	36,5	27
0752528-12-12	1.1/16" - 12	3/4" - 14	82,5	40,5	42,0	36
0752528-16-16	1.5/16" - 12	1" - 11 ^{1/2}	96,0	50,0	46,0	41
0752528-20-20	1.5/8" - 12	1.1/4" - 11 ^{1/2}	112,0	60,0	52,0	50

If you wish to order a fitting/ ferrule/ adaptor in stainless, please add at the end of code.SS



0762531

RUN TEE ADJUSTABLE JIC MALE 74° CONE (SAE J514)
SAE MALE O-RING BOSS TYPE (SAE J1926)

PART. REF.	THREADS		DIMENSION (mm)			
	T ₁ (UNF)	T ₂ (UNF)	L	L ₂	H ₁	H ₃
0762531-04-04	7/16" - 20	7/16" - 20	51,5	25,0	14	16
0762531-05-05	1/2" - 20	1/2" - 20	52,5	25,0	14	16
0762531-06-06	9/16" - 18	9/16" - 18	58,5	27,0	14	19
0762531-08-08	3/4" - 16	3/4" - 16	68,0	31,5	19	24
0762531-10-10	7/8" - 14	7/8" - 14	79,5	36,5	22	27
0762531-10-12	7/8" - 14	1.1/16" - 12	88,5	39,5	27	32
0762531-12-12	1.1/16" - 12	1.1/16" - 12	91,0	42,0	27	32
0762531-16-16	1.5/16" - 12	1.5/16" - 12	98,0	46,0	36	38

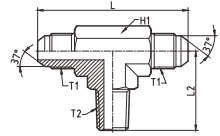
If You wish to order a fitting/ ferrule/ adaptor in stainless, please add at the end of code.SS

ADAPTORS

JIC ADAPTORS

0782507

BRANCH TEE JIC MALE 74° CONE (SAE J514)
BSP MALE TAPERED (ISO 7)

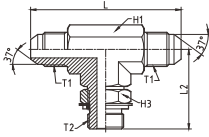


PART. REF.	THREADS		DIMENSION (mm)		
	T ₁ (UNF)	T ₂ (BSPT)	L	L ₂	H ₁
0782507-04-02	7/16" - 20	1/8" - 28	45,0	21,0	12
0782507-05-02	1/2" - 20	1/8" - 28	50,0	23,0	14
0782507-06-04	9/16" - 18	1/4" - 19	54,0	27,0	14
0782507-08-06	3/4" - 16	3/8" - 19	63,0	31,0	19
0782507-10-08	7/8" - 14	1/2" - 14	73,0	37,0	22
0782507-12-12	1.1/16" - 12	3/4" - 14	84,0	40,5	27
0782507-16-16	1.5/16" - 12	1" - 11	92,0	46,0	36
0782507-20-20	1.5/8" - 12	1 1/4" - 11	104,0	54,0	41
0782507-24-24	1.7/8" - 12	1 1/2" - 11	118,0	60,0	50

If You wish to order a fitting/ ferrule/ adaptor in stainless, please add at the end of code.SS

ADAPTORS

JIC ADAPTORS



0782509

BRANCH TEE ADJUSTABLE JIC MALE 74° CONE (SAE J514)
BSP MALE O-RING BOSS TYPE (ISO 1179-3)

PART. REF.	THREADS		DIMENSION (mm)			
	T ₁ (UNF)	T ₂ (BSPP)	L	L ₂	H ₁	H ₃
0782509-04-04	7/16" - 20	1/4" - 19	50,0	31,5	14	19
0782509-04-06	7/16" - 20	3/8" - 19	57,0	36,5	19	22
0782509-05-04	1/2" - 20	1/4" - 19	50,0	31,5	14	19
0782509-05-06	1/2" - 20	3/8" - 19	57,0	36,5	19	22
0782509-06-04	9/16" - 18	1/4" - 19	54,0	31,5	14	19
0782509-06-06	9/16" - 18	3/8" - 19	58,0	36,5	19	22
0782509-06-08	9/16" - 18	1/2" - 14	62,0	43,0	22	27
0782509-08-06	3/4" - 16	3/8" - 19	63,0	36,5	19	22
0782509-08-08	3/4" - 16	1/2" - 14	68,0	43,0	22	27
0782509-10-06	7/8" - 14	3/8" - 19	73,0	39,5	22	22
0782509-10-08	7/8" - 14	1/2" - 14	73,0	43,0	22	27
0782509-10-12	7/8" - 14	3/4" - 14	79,0	49,0	27	32
0782509-12-12	1.1/16" - 12	3/4" - 14	84,0	49,0	27	32
0782509-12-16	1.1/16" - 12	1" - 11	92,0	52,0	36	41
0782509-16-12	1.5/16" - 12	3/4" - 14	92,0	52,0	36	32
0782509-16-16	1.5/16" - 12	1" - 11	92,0	52,0	36	41

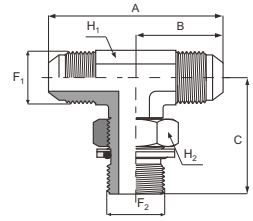
If You wish to order a fitting/ ferrule/ adaptor in stainless, please add at the end of code SS

ADAPTORS

JIC ADAPTORS

0782519

BRANCH TEE JIC MALE (SAE J514)
METRIC ADJUSTABLE MALE (ISO 6149-2)

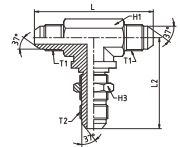


PART. REF.	THREADS		DIMENSION (mm)				
	F ₁ (UNF)	F ₂ (METR)	A	B	C	H ₁	H ₂
0782519-04-12	7/16" - 20	M12x1,5	54,0	27,0	31,5	14	16
0782519-05-12	1/2" - 20	M12x1,5	54,0	27,0	31,5	14	16
0782519-06-16	9/16" - 18	M16x1,5	57,0	28,5	36,5	14	19
0782519-08-18	3/4" - 16	M18x1,5	63,0	31,5	39,5	19	24
0782519-10-18	7/8" - 14	M18x1,5	73,0	36,5	41,5	22	27
0782519-10-22	7/8" - 14	M22x1,5	73,0	36,5	43,0	27	32
0782519-16-27	1.5/16" - 12	M27x2,0	92,0	46,0	55,0	36	38

If You wish to order a fitting/ ferrule/ adaptor in stainless, please add at the end of code.S5

0782523

BRANCH TEE BULKHEAD JIC MALE 74° CONE (SAE J514)

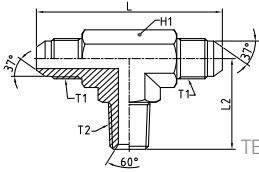


PART. REF.	THREADS		DIMENSION (mm)			
	T ₁ (UNF)	T ₂ (UNF)	L ₁	L ₂	H ₁	H ₂
0782523-04-04	7/16" - 20	7/16" - 20	49,0	40,5	14	16
0782523-05-05	1/2" - 20	1/2" - 20	52,0	41,0	14	16
0782523-06-06	9/16" - 18	9/16" - 18	55,0	46,0	14	19
0782523-08-08	3/4" - 16	3/4" - 16	69,0	53,5	19	24
0782523-10-10	7/8" - 14	7/8" - 14	79,0	60,5	22	27
0782523-12-12	1.1/16" - 12	1.1/16" - 12	90,0	68,0	27	32
0782523-16-16	1.5/16" - 12	1.5/16" - 12	98,0	71,0	35	38
0782523-20-20	1.5/8" - 12	1.5/8" - 12	110,0	79,0	41	50
0782523-24-24	1.7/8" - 12	1.7/8" - 12	118,0	87,0	50	55

If You wish to order a fitting/ ferrule/ adaptor in stainless, please add at the end of code.S5

ADAPTORS

JIC ADAPTORS



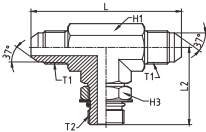
0782528

BRANCH TEE JIC MALE 74° CONE (SAE J514)
NPTF MALE 60° CONE SEAT (SAE J514)

PART. REF.	THREADS	DIMENSIONS mm			
------------	---------	------------------	--	--	--

	T1 (UNF)	T2 (NPTF)	L	L2	H1		
0782528-04-04	7/16"-20	1/4"-18	53,3	27,7	14		
0782528-05-04	1/2"-20	1/4"-18	53,3	27,7	14		
0782528-06-04	9/16"-18	1/4"-18	53,9	27,7	14		
0782528-06-06	9/16"-18	3/8"-18	57,9	31,0	19		
0782528-08-08	3/4"-16	1/2"-14	67,6	37,3	22		
0782528-10-08	7/8"-14	1/2"-14	73,7	37,3	22		
0782528-12-12	1 1/16"-12	3/4"-14	84,3	40,4	27		
0782528-16-16	1.5/16"-12	1"-11,5	92,0	50,0	33		
0782528-20-20	1.5/8"-12	1 1/4"-11,5	104,7	60,5	41		

If You wish to order a fitting/ ferrule/ adaptor in stainless, please add at the end of code.SS



0782531

BRANCH TEE ADJUSTABLE JIC MALE 74° CONE (SAE J514)
SAE MALE O-RING BOSS TYPE (SAE J1926)

PART. REF.	THREADS		DIMENSIONS mm			
------------	---------	--	------------------	--	--	--

	T1 (UNF)	T2 (UNF)	L	L2	H1	H3
0782531-04-04	7/16" - 18	7/16" - 18	50,0	26,5	14	16
0782531-05-05	1/2" - 20	1/2" - 20	50,0	27,5	14	16
0782531-06-06	9/16" - 18	9/16" - 18	54,0	31,5	14	19
0782531-08-08	3/4" - 16	3/4" - 16	63,0	36,5	19	24
0782531-10-10	7/8" - 14	7/8" - 14	73,0	43,0	22	27
0782531-12-12	1 1/16" - 12	1 1/16" - 12	84,0	49,0	27	32
0782531-16-16	1.5/16" - 12	1.5/16" - 12	92,0	52,0	36	38

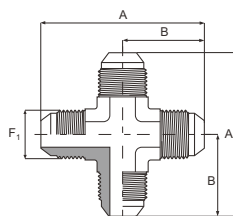
If You wish to order a fitting/ ferrule/ adaptor in stainless, please add at the end of code.SS

ADAPTORS

JIC ADAPTORS

0902525

EQUAL CROSS JIC MALE (SAE J514)



PART. REF.	THREADS	DIMENSION (mm)	
	F1 (UNF)	A	B
0902525-04-04	7/16" - 20	22,5	14
0902525-05-05	1/2" - 20	24,0	14
0902525-06-06	9/16" - 18	27,0	14
0902525-08-08	3/4" - 16	31,5	19
0902525-10-10	7/8" - 14	36,5	22
0902525-12-12	1 1/16" - 12	42,0	27
0902525-16-16	1.5/16" - 12	46,0	36
0902525-20-20	1.5/8" - 12	52,0	41
0902525-24-24	1.7/8" - 12	59,0	50

If You wish to order a fitting/ ferrule/ adaptor in stainless, please add at the end of code ^{SS}

ADAPTORS

BSP ADAPTORS

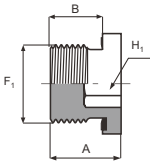


0400300

MALE PLUG BSP OR BOSS (ISO 1179-3)

PART. REF.	THREADS	DIMENSION (mm)		
	T₁ (BSP)	L	H₁	
0400300-04	1/4" - 19	21,0	19	
0400300-06	3/8" - 19	22,0	22	
0400300-08	1/2" - 14	27,0	27	
0400300-12	3/4" - 14	32,0	36	
0400300-16	1" - 11	36,0	41	
0400300-20	1.1/4" - 11	41,0	50	
0400300-24	1.1/2" - 11	42,0	55	

If You wish to order a fitting/ ferrule/ adaptor in stainless, please add at the end of code.SS



0400300E

BSP MALE PLUG WITH SHAPED SEAL AND HEXAGONAL SOCKET HEAD

PART. REF.	THREADS	DIMENSION (mm)			
	F₁ (BSP)	A	B	H₁	
0400300E-02	1/8" - 28	12,0	8,0	5	
0400300E-04	1/4" - 19	17,0	12,0	6	
0400300E-06	3/8" - 19	17,0	12,0	8	
0400300E-08	1/2" - 14	19,0	14,0	10	
0400300E-12	3/4" - 14	21,0	16,0	14	
0400300E-16	1" - 11	22,5	16,0	17	
0400300E-20	1.1/4" - 11	22,5	16,0	22	
0400300E-24	1.1/2" - 11	22,5	16,0	22	

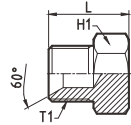
If You wish to order a fitting/ ferrule/ adaptor in stainless, please add at the end of code.SS

ADAPTORS

BSP ADAPTORS

0400500

MALE PLUG BSP PARALLEL 60° CONE SEAT (ISO 228)

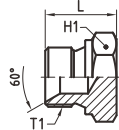


PART. REF.	THREADS	DIMENSION (mm)	
	T ₁ (BSPP)	L	H ₁
0400500-02	1/8" - 28	16,0	12
0400500-04	1/4" - 19	19,0	14
0400500-06	3/8" - 19	23,0	19
0400500-08	1/2" - 14	27,0	22
0400500-12	3/4" - 14	30,0	27
0400500-16	1" - 11	34,0	35
0400500-20	1 1/4" - 11	40,0	43
0400500-24	1 1/2" - 11	43,0	50

If You wish to order a fitting/ ferrule/ adaptor in stainless, please add at the end of code.SS

0400500D

MALE PLUG BSP PARALLEL 60° CONE SEAT DIN PROFILE (ISO 228)

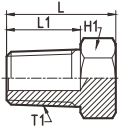


PART. REF.	THREADS	DIMENSION (mm)	
	T ₁ (BSPP)	L	H ₁
0400500-04D	1/4" - 19	19,0	19
0400500-06D	3/8" - 19	20,0	22
0400500-08D	1/2" - 14	25,0	27
0400500-10D	5/8" - 14	26,0	30
0400500-12D	3/4" - 14	27,0	32
0400500-16D	1" - 11	31,5	41
0400500-20D	1 1/4" - 11	34,0	50
0400500-24D	1 1/2" - 11	37,0	55

If You wish to order a fitting/ ferrule/ adaptor in stainless, please add at the end of code.SS

ADAPTORS

BSP ADAPTORS

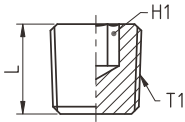


0400700

MALE PLUG BSP TAPERED (ISO 7)

PART. REF.	THREADS	DIMENSION (mm)		
	T₁ (BSPT)	L	L₁	H₁
0400700-02	1/8" - 28	17,5	11,5	12
0400700-04	1/4" - 19	20,5	14,0	14
0400700-06	3/8" - 19	24,0	16,0	19
0400700-08	1/2" - 14	26,5	18,5	22
0400700-12	3/4" - 14	32,0	20,0	27
0400700-16	1" - 11	36,0	24,0	35
0400700-20	1.1/4" - 11	41,5	25,5	43
0400700-24	1.1/2" - 11	43,0	29,0	50

If You wish to order a fitting/ ferrule/ adaptor in stainless, please add at the end of code.SS



0400700E

BSPT MALE PLUG "HEXAGONAL SOCKET HEAD" (ISO 7)

PART. REF.	THREADS	DIMENSION (mm)	
	T₁ (BSPT)	L	H₁
0400700E-02	1/8" - 28	8,0	5
0400700E-04	1/4" - 19	10,0	7
0400700E-06	3/8" - 19	10,0	8
0400700E-08	1/2" - 14	10,0	10
0400700E-12	3/4" - 14	12,0	12
0400700E-16	1" - 11	12,0	17
0400700E-20	1.1/4" - 11	18,0	22
0400700E-24	1.1/2" - 11	20,0	24

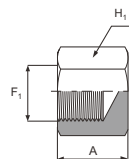
If You wish to order a fitting/ ferrule/ adaptor in stainless, please add at the end of code.SS

ADAPTORS

BSP ADAPTORS

0410400

BSP FIXED FEMALE PLUG

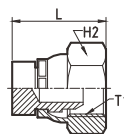


PART. REF.	THREADS	DIMENSION (mm)	
	F₁ (BSP)	A	H₁
0410400-06	3/8" - 19	19,0	19
0410400-08	1/2" - 14	24,0	22
0410400-12	3/4" - 14	25,0	27
0410400-16	1" - 11	29,0	35

If You wish to order a fitting/ ferrule/ adaptor in stainless, please add at the end of code.SS

0410500

FEMALE PLUG BSP PARALLEL 60° CONE SEAT (ISO 228)

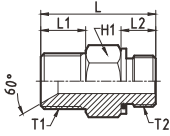


PART. REF.	THREADS	DIMENSION (mm)	
	T₁ (BSPP)	L	H₂
0410500-02	1/8" - 28	21,0	14
0410500-04	1/4" - 19	23,0	19
0410500-06	3/8" - 19	27,0	22
0410500-08	1/2" - 14	30,0	27
0410500-10	5/8" - 14	26,0	30
0410500-12	3/4" - 14	35,0	32
0410500-16	1" - 11	39,0	41
0410500-20	1.1/4" - 11	43,0	50
0410500-24	1.1/2" - 11	48,0	55

If You wish to order a fitting/ ferrule/ adaptor in stainless, please add at the end of code.SS

ADAPTORS

BSP ADAPTORS



0500503

STRAIGHT ADAPTOR BSP MALE PARALLEL 60° CONE SEAT
(ISO 228) BSP MALE O-RING BOSS TYPE (ISO 1179-3)

PART. REF.	THREADS		DIMENSION (mm)			
	T ₁ (BSPP)	T ₂ (BSPP)	L	L ₁	L ₂	H ₁
0500503-04-04	1/4" - 19	1/4" - 19	33,0	13,0	12,0	19
0500503-04-06	1/4" - 19	3/8" - 19	34,0	13,0	12,0	22
0500503-06-04	3/8" - 19	1/4" - 19	36,0	15,0	12,0	19
0500503-06-06	3/8" - 19	3/8" - 19	36,0	15,0	12,0	22
0500503-06-08	3/8" - 19	1/2" - 14	39,0	15,0	14,0	27
0500503-08-06	1/2" - 14	3/8" - 19	39,0	18,0	12,0	22
0500503-08-08	1/2" - 14	1/2" - 14	42,0	18,0	14,0	27
0500503-08-12	1/2" - 14	3/4" - 14	46,0	18,0	16,0	32
0500503-12-08	3/4" - 14	1/2" - 14	44,0	20,0	14,0	27
0500503-12-12	3/4" - 14	3/4" - 14	48,0	20,0	16,0	32
0500503-12-16	3/4" - 14	1" - 11	50,0	20,0	18,0	41
0500503-16-12	1" - 11	3/4" - 14	50,0	22,0	16,0	35
0500503-16-16	1" - 11	1" - 11	52,0	22,0	18,0	41
0500503-16-20	1" - 11	1 1/4" - 11	56,0	22,0	20,0	50
0500503-20-16	1 1/4" - 11	1" - 11	57,0	26,0	18,0	43
0500503-20-20	1 1/4" - 11	1 1/4" - 11	60,0	26,0	20,0	50
0500503-24-20	1 1/2" - 11	1 1/4" - 11	60,0	27,0	20,0	50
0500503-24-24	1 1/2" - 11	1 1/2" - 11	63,0	27,0	22,0	55

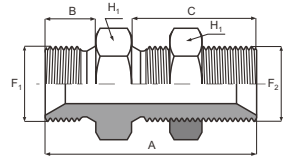
If You wish to order a fitting/ ferrule/ adaptor in stainless, please add at the end of code.S5

ADAPTORS

BSP ADAPTORS

0500504

BSP MALE 60° CONE SEAT
BSP BULKHEAD MALE (ISO 228)

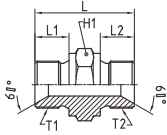


PART. REF.	THREADS		DIMENSION (mm)				
	F ₁ (BSP)	F ₂ (BSP)	A	B	C	H ₁	H ₂
0500504-02-02	1/8" - 28	1/8" - 28	49,0	10,0	33,0	14	14
0500504-04-04	1/4" - 19	1/4" - 19	53,0	12,0	35,0	14	19
0500504-06-06	3/8" - 19	3/8" - 19	56,0	13,0	35,0	19	22
0500504-08-08	1/2" - 14	1/2" - 14	65,0	16,0	39,0	22	27
0500504-10-10	5/8 - 14	5/8 - 14	67,5	17,0	40,0	27	30
0500504-12-12	3/4" - 14	3/4" - 14	71,0	18,0	41,0	27	32
0500504-16-16	1" - 11	1" - 11	84,0	20,0	50,0	35	41
0500504-20-20	1.1/4" - 11	1.1/4" - 11	90,0	20,5	52,0	44	50
0500504-24-24	1.1/2" - 11	1.1/2" - 11	93,0	23,0	54,0	50	55

If You wish to order a fitting/ ferrule/ adaptor in stainless, please add at the end of code.SS

ADAPTORS

BSP ADAPTORS



0500505

STRAIGHT ADAPTOR BSP MALE PARALLEL 60° CONE SEAT (ISO 228)

PART. REF.	THREADS		DIMENSION (mm)			
	T ₁ (BSPP)	T ₂ (BSPP)	L	L ₁	L ₂	H ₁
0500505-02-02	1/8" - 28	1/8" - 28	25,0	8,7	8,7	14
0500505-02-04	1/8" - 28	1/4" - 19	29,0	8,7	11,0	19
0500505-04-04	1/4" - 19	1/4" - 19	32,0	11,0	11,0	19
0500505-04-06	1/4" - 19	3/8" - 19	33,0	11,0	12,0	22
0500505-04-08	1/4" - 19	1/2" - 14	36,5	11,0	14,0	27
0500505-04-12	1/4" - 19	3/4" - 14	39,0	11,0	16,0	32
0500505-06-06	3/8" - 19	3/8" - 19	34,0	12,0	12,0	22
0500505-06-08	3/8" - 19	1/2" - 14	37,0	12,0	14,0	27
0500505-06-10	3/8" - 19	5/8" - 14	39,0	12,0	16,0	30
0500505-06-12	3/8" - 19	3/4" - 14	41,0	12,0	16,0	32
0500505-08-08	1/2" - 14	1/2" - 14	39,5	14,0	14,0	27
0500505-08-10	1/2" - 14	5/8" - 14	41,5	14,0	16,0	30
0500505-08-12	1/2" - 14	3/4" - 14	43,5	14,0	16,0	32
0500505-08-16	1/2" - 14	1" - 11	47,5	14,0	19,0	41
0500505-10-06	5/8" - 14	3/8" - 19	40,5	12	16	30
0500505-10-10	5/8" - 14	5/8" - 14	43,5	16,0	16,0	30
0500505-10-12	5/8" - 14	3/4" - 14	44,5	16,0	16,0	32
0500505-12-12	3/4" - 14	3/4" - 14	44,5	16,0	16,0	32
0500505-12-16	3/4" - 14	1" - 11	48,5	16,0	19,0	41
0500505-12-20	3/4" - 14	1.1/4" - 11	52,5	16,0	20,0	50
0500505-16-16	1" - 11	1" - 11	51,5	19,0	19,0	41
0500505-16-20	1" - 11	1.1/4" - 11	55,5	19,0	20,0	50
0500505-16-24	1" - 11	1.1/2" - 11	58,5	19,0	22,0	55
0500505-20-20	1.1/4" - 11	1.1/4" - 11	56,5	20,0	20,0	50
0500505-20-24	1.1/4" - 11	1.1/2" - 11	59,5	20,0	22,0	55
0500505-24-24	1.1/2" - 11	1.1/2" - 11	61,5	22,0	22,0	55
0500505-24-32	1.1/2" - 11	2" - 11	67,5	22,0	25,0	70
0500505-32-32	2" - 11	2" - 11	71,0	25,0	25,0	70

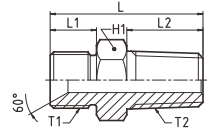
If You wish to order a fitting/ ferrule/ adaptor in stainless, please add at the end of code.SS

ADAPTORS

BSP ADAPTORS

0500507

STRAIGHT ADAPTOR BSP MALE PARALLEL 60° CONE SEAT
(ISO 228) - BSP MALE TAPERED (ISO 7)

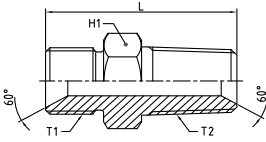


PART. REF.	THREADS		DIMENSION (mm)			
	T ₁ (BSPP)	T ₂ (BSPT)	L	L ₁	L ₂	H ₁
0500507-02-02	1/8" - 28	1/8" - 28	23,0	8,0	10,0	12
0500507-02-04	1/8" - 28	1/4" - 19	28,0	8,0	14,0	14
0500507-04-02	1/4" - 19	1/8" - 28	28,0	12,0	10,0	14
0500507-04-04	1/4" - 19	1/4" - 19	32,0	12,0	14,0	14
0500507-04-06	1/4" - 19	3/8" - 19	33,0	12,0	15,0	19
0500507-04-08	1/4" - 19	1/2" - 14	37,0	12,0	17,0	22
0500507-06-04	3/8" - 19	1/4" - 19	33,0	13,0	14,0	19
0500507-06-06	3/8" - 19	3/8" - 19	34,0	13,0	15,0	19
0500507-06-08	3/8" - 19	1/2" - 14	38,0	13,0	17,0	22
0500507-08-04	1/2" - 14	1/4" - 19	37,0	15,0	14,0	22
0500507-08-06	1/2" - 14	3/8" - 19	38,0	15,0	15,0	22
0500507-08-08	1/2" - 14	1/2" - 14	40,0	15,0	17,0	22
0500507-08-10	1/2" - 14	5/8" - 14	44,0	15,0	20,0	27
0500507-08-12	1/2" - 14	3/4" - 14	44,0	15,0	20,0	27
0500507-10-08	5/8" - 14	1/2" - 14	42,0	16,0	17,0	27
0500507-12-08	3/4" - 14	1/2" - 14	43,0	17,0	17,0	27
0500507-12-12	3/4" - 14	3/4" - 14	46,0	17,0	20,0	27
0500507-12-16	3/4" - 14	1" - 11	50,0	17,0	23,0	35
0500507-16-12	1" - 11	3/4" - 14	50,0	20,0	20,0	35
0500507-16-16	1" - 11	1" - 11	53,0	20,0	23,0	35
0500507-16-20	1" - 11	1.1/4" - 11	58,0	20,0	26,0	44
0500507-20-16	1.1/4" - 11	1" - 11	56,0	21,0	23,0	44
0500507-20-20	1.1/4" - 11	1.1/4" - 11	59,0	21,0	26,0	44
0500507-20-24	1.1/4" - 11	1.1/2" - 11	62,0	21,0	27,0	50
0500507-24-20	1.1/2" - 11	1.1/4" - 11	62,0	22,0	26,0	50
0500507-24-24	1.1/2" - 11	1.1/2" - 11	63,0	22,0	27,0	50
0500507-32-32	2" - 11	2" - 11	72,0	25,0	30,0	65

If you wish to order a fitting/ ferrule/ adaptor in stainless, please add at the end of code.SS

ADAPTORS

BSP ADAPTORS



0500528

STRAIGHT ADAPTOR BSP MALE PARALLEL 60° CONE SEAT
(ISO 228) NPTF MALE 60° CONE SEAT (SAE J514)

PART. REF.	THREADS		DIMENSION (mm)				
	T1 (BSPP)	T2 (NPTF)	L	H1			
0500528-04-04	1/4"-19	1/4"-18	31,5	16			
0500528-04-06	1/4"-19	3/8"-18	31,5	19			
0500528-06-06	3/8"-19	3/8"-18	32,5	19			
0500528-08-08	1/2"-14	1/2"-14	40,0	22			
0500528-12-12	3/4"-14	3/4"-14	44,0	27			
0500528-16-16	1"-11	1"-11,5	53,0	35			
0500528-20-20	1 1/4"-11	1 1/4"-11,5	57,0	44			
0500528-24-24	1 1/2"-11	1 1/2"-11,5	63,0	50			

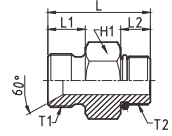
If You wish to order a fitting/ ferrule/ adaptor in stainless, please add at the end of code.SS

ADAPTORS

BSP ADAPTORS

0500530

STRAIGHT ADAPTOR BSP MALE 60° CONE SEAT (ISO 228)
SAE MALE O-RING BOSS TYPE (SAE J1926)

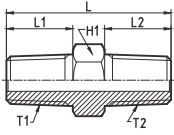


PART. REF.	THREADS		DIMENSION (mm)			
	T ₁ (BSPP)	T ₂ (UNF)	L	L ₁	L ₂	H ₁
0500530-04-04	1/4" - 19	7/16" - 20	27,5	11,0	9,0	14
0500530-04-06	1/4" - 19	9/16" - 18	29,0	11,0	10,0	17
0500530-04-08	1/4" - 19	3/4" - 16	33,5	11,0	11,0	22
0500530-04-10	1/4" - 19	7/8" - 14	38,5	11,0	13,0	27
0500530-06-06	3/8" - 19	9/16" - 18	31,5	12,0	10,0	17
0500530-06-08	3/8" - 19	3/4" - 16	33,5	12,0	11,0	22
0500530-06-10	3/8" - 19	7/8" - 14	35,5	12,0	13,0	27
0500530-08-06	1/2" - 14	9/16" - 18	35,0	12,0	10,0	22
0500530-08-08	1/2" - 14	3/4" - 16	36,0	14,0	11,0	22
0500530-08-10	1/2" - 14	7/8" - 14	39,0	14,0	13,0	27
0500530-10-06	5/8" - 14	9/16" - 18	37,0	16,0	10,0	27
0500530-10-08	5/8" - 14	3/4" - 16	37,0	16,0	11,0	27
0500530-10-10	5/8" - 14	7/8" - 14	40,5	16,0	13,0	27
0500530-10-12	5/8" - 14	1.1/16" - 12	44,5	16,0	15,0	32
0500530-12-08	3/4" - 14	3/4" - 16	42,0	16,0	11,0	32
0500530-12-12	3/4" - 14	1.1/16" - 12	46,0	16,0	15,0	32
0500530-12-16	3/4" - 14	1.5/16" - 12	46,0	16,0	17,0	41
0500530-16-12	1" - 11	1.1/16" - 12	48,0	19,0	15,0	41
0500530-16-16	1" - 11	1.5/16" - 12	48,0	19,0	15,0	41

If You wish to order a fitting/ ferrule/ adaptor in stainless, please add at the end of code.SS

ADAPTORS

BSP ADAPTORS



0500707

STRAIGHT ADAPTOR BSP MALE TAPERED (ISO 7)

PART. REF.	THREADS		DIMENSION (mm)			
	T ₁ (BSPT)	T ₂ (BSPT)	L	L ₁	L ₂	H ₁
0500707-02-02	1/8" - 28	1/8" - 28	25,0	10,0	10,0	12
0500707-02-04	1/8" - 28	1/4" - 19	30,0	10,0	14,0	14
0500707-02-06	1/8" - 28	3/8" - 19	31,0	10,0	15,0	19
0500707-04-04	1/4" - 19	1/4" - 19	34,0	14,0	14,0	14
0500707-04-06	1/4" - 19	3/8" - 19	35,0	14,0	15,0	19
0500707-04-08	1/4" - 19	1/2" - 14	39,0	14,0	17,0	22
0500707-06-06	3/8" - 19	3/8" - 19	36,0	15,0	15,0	19
0500707-06-08	3/8" - 19	1/2" - 14	40,0	15,0	17,0	22
0500707-06-12	3/8" - 19	3/4" - 14	44,0	15,0	20,0	27
0500707-08-08	1/2" - 14	1/2" - 14	42,0	17,0	17,0	22
0500707-08-12	1/2" - 14	3/4" - 14	46,0	17,0	20,0	27
0500707-08-16	1/2" - 14	1" - 11	50,0	17,0	23,0	35
0500707-12-12	3/4" - 14	3/4" - 14	49,0	20,0	20,0	27
0500707-12-16	3/4" - 14	1" - 11	53,0	20,0	23,0	35
0500707-16-16	1" - 11	1" - 11	56,0	23,0	23,0	35
0500707-16-20	1" - 11	1 1/4" - 11	61,0	23,0	26,0	44
0500707-20-20	1 1/4" - 11	1 1/4" - 11	64,0	26,0	26,0	44
0500707-20-24	1 1/4" - 11	1 1/2" - 11	67,0	26,0	27,0	50
0500707-24-24	1 1/2" - 11	1 1/2" - 11	68,0	27,0	27,0	50
0500707-24-32	1 1/2" - 11	2" - 11	74,0	27,0	30,0	65
0500707-32-32	2" - 11	2" - 11	77,0	30,0	30,0	65

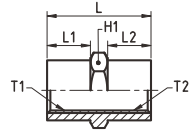
If You wish to order a fitting/ ferrule/ adaptor in stainless, please add at the end of code.SS

ADAPTORS

BSP ADAPTORS

0510404

STRAIGHT ADAPTOR BSP FIXED FEMALE

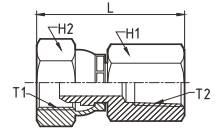


PART. REF.	THREADS		DIMENSION (mm)			
	T ₁ (BSPP)	T ₂ (BSPP)	L	L ₁	L ₂	H ₁
0510404-02-02	1/8" - 28	1/8" - 28	20,0	7,0	7,0	14
0510404-02-04	1/8" - 28	1/4" - 19	25,0	7,0	12,0	19
0510404-04-04	1/4" - 19	1/4" - 19	30,0	12,0	12,0	19
0510404-04-06	1/4" - 19	3/8" - 19	30,0	12,0	12,0	24
0510404-06-06	3/8" - 19	3/8" - 19	30,0	12,0	12,0	24
0510404-06-08	3/8" - 19	1/2" - 14	35,0	12,0	15,0	27
0510404-08-08	1/2" - 14	1/2" - 14	38,0	15,0	15,0	27
0510404-08-12	1/2" - 14	3/4" - 14	40,0	15,0	15,0	35
0510404-12-12	3/4" - 14	3/4" - 14	40,0	15,0	15,0	36
0510404-12-16	3/4" - 14	1" - 11	47,0	15,0	19,0	41
0510404-16-16	1" - 11	1" - 11	51,0	19,0	19,0	41
0510404-16-20	1" - 11	1.1/4" - 11	50,0	19,0	19,0	55
0510404-20-20	1.1/4" - 11	1.1/4" - 11	51,0	19,0	19,0	55
0510404-24-24	1.1/2" - 11	1.1/2" - 11	51,0	19,0	19,0	60

If You wish to order a fitting/ ferrule/ adaptor in stainless, please add at the end of code.SS

0510502

STRAIGHT ADAPTOR BSP FEMALE 60° CONE (ISO 228)
BSP FEMALE TAPERED (ISO 7)

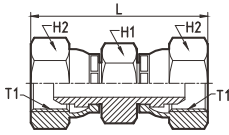


PART. REF.	THREADS		DIMENSIONS mm		
	T ₁ (BSPP)	T ₂ (BSPT)	L	H ₁	H ₂
0510502-04-04	1/4" - 19	1/4" - 19	34,0	19	19
0510502-06-06	3/8" - 19	3/8" - 19	40,0	22	22
0510502-08-08	1/2" - 14	1/2" - 14	47,0	27	27
0510502-12-12	3/4" - 14	3/4" - 14	53,0	35	32
0510502-16-16	1" - 11	1" - 11	61,0	41	41
0510502-20-20	1.1/4" - 11	1.1/4" - 11	67,0	50	50
0510502-24-24	1.1/2" - 11	1.1/2" - 11	73,0	55	55

If You wish to order a fitting/ ferrule/ adaptor in stainless, please add at the end of code.SS

ADAPTORS

BSP ADAPTORS

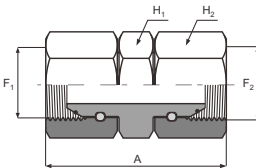


0510505

STRAIGHT ADAPTOR BSP FEMALE 60° CONE (ISO 228)

PART. REF.	THREADS	DIMENSION (mm)		
	T1 (BSPP)	L	H1	H2
0510505-04-04	1/4" - 19	39,0	14	19
0510505-06-06	3/8" - 19	45,0	19	22
0510505-08-08	1/2" - 14	52,0	22	27
0510505-12-12	3/4" - 14	63,0	27	32
0510505-16-16	1" - 11	74,0	35	41
0510505-20-20	1.1/4" - 11	77,0	44	50
0510505-24-24	1.1/2" - 11	87,0	50	55

If You wish to order a fitting/ ferrule/ adaptor in stainless, please add at the end of code.SS



0510808

BSP FEMALE 60° CONE WITH O'RING (ISO 228)

PART. REF.	THREADS		DIMENSION (mm)		
	F1 (BSP)	F2 (BSP)	A	H1	H2
0510808-04-04	1/4" - 19	1/4" - 19	39,0	14	19
0510808-06-06	3/8" - 19	3/8" - 19	45,0	19	22
0510808-08-08	1/2" - 14	1/2" - 14	52,0	22	27
0510808-12-12	3/4" - 14	3/4" - 14	63,0	27	32
0510808-16-16	1" - 11	1" - 11	74,0	35	41
0510808-20-20	1.1/4" - 11	1.1/4" - 11	77,0	44	50
0510808-24-24	1" - 11	1" - 11	87,0	50	55

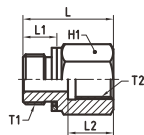
If You wish to order a fitting/ ferrule/ adaptor in stainless, please add at the end of code.SS

ADAPTORS

BSP ADAPTORS

0520304

STRAIGHT ADAPTOR BSP MALE OR BOSS (ISO 1179-3)
BSP FIXED FEMALE (ISO 1179-1)

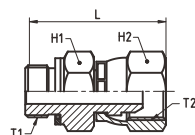


PART. REF.	THREADS		DIMENSION (mm)			
	T ₁ (BSPP)	T ₂ (BSPP)	L	L ₁	L ₂	H ₁
0520304-02-04	1/8" - 28	1/4" - 19	28,0	8,0	17,0	19
0520304-04-06	1/4" - 19	3/8" - 19	36,0	12,0	17,0	24
0520304-04-08	1/4" - 19	1/2" - 14	40	12	28	30
0520304-06-04	3/8" - 19	1/4" - 19	30,0	12,0	17,0	22
0520304-06-08	3/8" - 19	1/2" - 14	41,0	12,0	20,0	30
0520304-08-06	1/2" - 14	3/8" - 19	36,0	14,0	17,0	27
0520304-08-12	1/2" - 14	3/4" - 14	46,0	14,0	22,0	36
0520304-12-08	3/4" - 14	1/2" - 14	41,0	16,0	20,0	32
0520304-12-16	3/4" - 14	1" - 11	51,0	16,0	24,5	41
0520304-16-04	1" - 11	1/4" - 19	39	18	11	41
0520304-16-12	1" - 11	3/4" - 14	47,0	18,0	22,0	41
0520304-16-20	1" - 11	1.1/4" - 11	57,0	18,0	26,5	55
0520304-20-16	1.1/4" - 11	1" - 11	52,0	20,0	24,5	50
0520304-20-24	1.1/4" - 11	1.1/2" - 11	60,0	20,0	28,5	60

If You wish to order a fitting/ ferrule/ adaptor in stainless, please add at the end of code.SS

0520305

STRAIGHT ADAPTOR BSP MALE OR BOSS (ISO 1179-3)
BSP FEMALE 60° CONE (ISO 228)

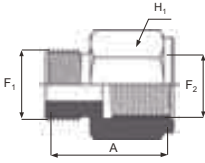


PART. REF.	THREADS		DIMENSION (mm)		
	T ₁ (BSPP)	T ₂ (BSPP)	L	H ₁	H ₂
0520305-04-04	1/4" - 19	1/4" - 19	36,5	19	19
0520305-06-06	3/8" - 19	3/8" - 19	39,5	22	22
0520305-08-08	1/2" - 14	1/2" - 14	45,5	27	27
0520305-12-12	3/4" - 14	3/4" - 14	54,0	32	32
0520305-16-16	1" - 11	1" - 11	61,5	41	41
0520305-20-20	1.1/4" - 11	1.1/4" - 11	67,0	50	50
0520305-24-24	1.1/2" - 11	1.1/2" - 11	73,5	55	55

If You wish to order a fitting/ ferrule/ adaptor in stainless, please add at the end of code.SS

ADAPTORS

BSP ADAPTORS

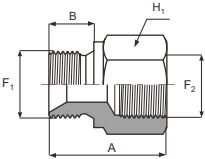


0520353

BSP MALE O'RING BOSS TYPE (ISO 1179-3)
BSP PRESSURE GAUGE PORT

PART. REF.	THREADS		DIMENSION (mm)		
	F ₁ (BSP)	F ₂ (BSP)	A	H ₁	
0520353-04-04	1/4" - 19	1/4" - 19	36,5	19	
0520353-04-02	1/4" - 19	1/8" - 28	39,5	22	
0520353-06-04	3/8" - 19	1/4" - 19	45,5	27	
0520353-06-08	3/8" - 19	1/2" - 14	54,0	32	
0520353-08-08	1/2" - 14	1/2" - 14	61,5	41	
0520353-12-08	3/4" - 14	1/2" - 14	67,0	50	

If You wish to order a fitting/ ferrule/ adaptor in stainless, please add at the end of code.SS



0520504

BSP MALE 60° CONE SEAT - BSP FIXED FEMALE

PART. REF.	THREADS		DIMENSION (mm)		
	F ₁ (BSP)	F ₂ (BSP)	A	B	H ₁
0520504-02-02	1/8" - 28	1/8" - 28	28	8	14
0520504-04-04	1/4" - 19	1/4" - 19	32,0	11,0	19
0520504-06-06	3/8" - 19	3/8" - 19	32,0	12,0	22
0520504-08-08	1/2" - 14	1/2" - 14	40,0	14,0	27
0520504-12-12	3/4" - 14	3/4" - 14	48,0	16,0	32
0520504-16-16	1" - 11	1" - 11	54,0	19,0	41

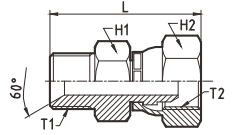
If You wish to order a fitting/ ferrule/ adaptor in stainless, please add at the end of code.SS

ADAPTORS

BSP ADAPTORS

0520505

STRAIGHT ADAPTOR BSP MALE PARALLEL 60° CONE SEAT
BSP FEMALE 60° CONE (ISO 228)

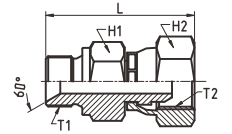


PART. REF.	THREADS		DIMENSION (mm)		
	T ₁ (BSPP)	T ₂ (BSPP)	L	H ₁	H ₂
0520505-04-04	1/4" - 19	1/4" - 19	36,0	14	19
0520505-06-06	3/8" - 19	3/8" - 19	42,0	19	22
0520505-08-08	1/2" - 14	1/2" - 14	48,5	22	27
0520505-12-12	3/4" - 14	3/4" - 14	57,0	27	32
0520505-16-16	1" - 11	1" - 11	64,5	35	41
0520505-20-20	1 1/4" - 11	1 1/4" - 11	72,0	44	50
0520505-24-24	1 1/2" - 11	1 1/2" - 11	79,0	50	55

If You wish to order a fitting/ ferrule/ adaptor in stainless, please add at the end of code.SS

0520505D

STRAIGHT ADAPTOR BSP MALE PARALLEL 60° CONE SEAT
DIN PROFILE BSP FEMALE 60° CONE (ISO 228)

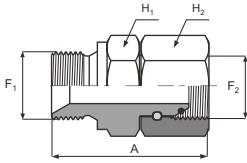


PART. REF.	THREADS		DIMENSION (mm)		
	T ₁ (BSPP)	T ₂ (BSPP)	L	H ₁	H ₂
0520505-04-04D	1/4" - 19	1/4" - 19	38,0	19	19
0520505-04-06D	1/4" - 19	3/8" - 19	39,5	19	22
0520505-04-08D	1/4" - 19	1/2" - 14	42,0	22	27
0520505-06-04D	3/8" - 19	1/4" - 19	38,0	22	19
0520505-06-06D	3/8" - 19	3/8" - 19	40,5	22	22
0520505-06-08D	3/8" - 19	1/2" - 14	43,0	22	27
0520505-08-06D	1/2" - 14	3/8" - 19	43,5	27	22
0520505-08-08D	1/2" - 14	1/2" - 14	46,0	27	27
0520505-08-12D	1/2" - 14	3/4" - 14	51,0	27	32
0520505-10-10D	5/8" - 14	5/8" - 14	51,0	30	30
0520505-12-08D	3/4" - 14	1/2" - 14	49,0	32	27
0520505-12-12D	3/4" - 14	3/4" - 14	54,0	32	32
0520505-12-16D	3/4" - 14	1" - 11	55,0	35	41
0520505-16-12D	1" - 11	3/4" - 14	59,5	41	32
0520505-16-16D	1" - 11	1" - 11	64,0	41	41
0520505-20-20D	1 1/4" - 11	1 1/4" - 11	67,0	50	50
0520505-24-24D	1 1/2" - 11	1 1/2" - 11	78,0	55	55

If You wish to order a fitting/ ferrule/ adaptor in stainless, please add at the end of code.SS

ADAPTORS

BSP ADAPTORS



0520508

BSP MALE 60° CONE SEAT DIN PROFILE
BSP FEMALE 60° CONE WITH O'RING (ISO 228)

PART. REF.	THREADS		DIMENSION (mm)		
	F ₁ (BSP)	F ₂ (BSP)	A	H ₁	H ₂
0520508-02-02	1/8" - 28	1/8" - 28	28,0	14	14
0520508-04-04	1/4" - 19	1/4" - 19	38,0	19	19
0520508-04-06	1/4" - 19	3/8" - 19	39,5	19	22
0520508-04-08	1/4" - 19	1/2" - 14	42,0	22	27
0520508-06-04	3/8" - 19	1/4" - 19	38,0	22	19
0520508-06-06	3/8" - 19	3/8" - 19	40,5	22	22
0520508-06-08	3/8" - 19	1/2" - 14	43,0	22	27
0520508-08-06	1/4" - 19	3/8" - 19	43,5	27	22
0520508-08-08	1/2" - 14	1/2" - 14	46,0	27	27
0520508-08-12	1/2" - 14	3/4" - 14	51,0	27	32
0520508-10-10	5/8 - 14	5/8 - 14	51,0	30	30
0520508-12-08	3/4" - 14	1/2" - 14	49,0	32	27
0520508-12-12	3/4" - 14	3/4" - 14	54,0	32	32
0520508-12-16	3/4" - 14	1" - 11	55,0	35	41
0520508-16-12	1" - 11	3/4" - 14	59,5	41	32
0520508-16-16	1" - 11	1" - 11	64,0	41	41
0520508-16-20	1" - 11	1.1/4" - 11	62,0	41	50
0520508-20-20	1.1/4" - 11	1.1/4" - 11	67,0	50	50
0520508-24-24	1.1/2" - 11	1.1/2" - 11	78,0	55	55

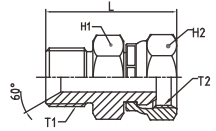
If You wish to order a fitting/ ferrule/ adaptor in stainless, please add at the end of code **SS**

ADAPTORS

BSP ADAPTORS

0520528

STRAIGHT ADAPTOR BSP MALE 60° CONE SEAT (ISO 228)
NPSM SWIVEL FEMALE 60° CONE (SAE J514)

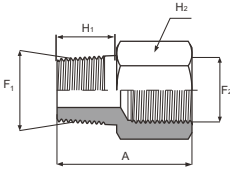


PART. REF.	THREADS		DIMENSION (mm)			
	T ₁ (BSPP)	T ₂ (NPSM)	L	H ₁	H ₂	
0520528-06-06	3/8"-19	3/8"-18	40,5	19	22	
0520528-08-06	1/2"-14	3/8"-18	43,5	22	22	
0520528-08-08	1/2"-14	1/2"-14	46,0	22	27	
0520528-08-12	1/2"-14	3/4"-14	51,0	27	32	
0520528-16-08	1"-11	1/2"-14	57,0	35	27	
0520528-16-12	1"-11	3/4"-14	59,5	35	32	
0520528-16-16	1"-11	1"-11,5	64,0	35	38	
0520528-24-24	1,1/2"-11	1,1/2"-11,5	78,0	50	54	

If You wish to order a fitting/ ferrule/ adaptor in stainless, please add at the end of code.SS

ADAPTORS

BSP ADAPTORS



0520704

BSP MALE TAPERED (ISO 7)
BSP FIXED FEMALE

PART. REF.	THREADS		DIMENSION (mm)		
	F ₁ (BSPT)	F ₂ (BSPP)	A	H ₁	H ₂
0520704-02-02	1/8" - 28	1/8" - 28	23,5	10,0	14
0520704-02-04	1/8" - 28	1/4" - 19	29,0	10,0	19
0520704-02-06	1/8" - 28	3/8" - 19	33,0	10,0	22
0520704-04-02	1/4" - 19	1/8" - 28	20,0	14,0	19
0520704-04-04	1/4" - 19	1/4" - 19	32,0	14,0	19
0520704-04-06	1/4" - 19	3/8" - 19	34,0	14,0	22
0520704-04-08	1/4" - 19	1/2" - 14	39,0	14,0	27
0520704-06-02	3/8" - 19	1/8" - 28	19,5	12,5	22
0520704-06-04	3/8" - 19	1/4" - 19	21,0	14,0	22
0520704-06-06	3/8" - 19	3/8" - 19	32,0	14,0	22
0520704-06-08	3/8" - 19	1/2" - 14	39,0	15,0	27
0520704-08-02	1/2" - 14	1/8" - 28	27,0	19,0	27
0520704-08-04	1/2" - 14	1/4" - 19	27,0	19,0	27
0520704-08-06	1/2" - 14	3/8" - 19	27,0	19,0	27
0520704-08-08	1/2" - 14	1/2" - 14	41,0	19,5	27
0520704-08-12	1/2" - 14	3/4" - 14	45,0	20,0	32
0520704-08-16	1/2" - 14	1" - 11	51,0	19,0	41
0520704-12-04	3/4" - 14	1/4" - 19	28,0	19,0	32
0520704-12-06	3/4" - 14	3/8" - 19	29,0	19,5	32
0520704-12-08	3/4" - 14	1/2" - 14	29,0	19,0	32
0520704-12-12	3/4" - 14	3/4" - 14	48,5	19,0	32
0520704-12-16	3/4" - 14	1" - 11	50,0	20,0	41
0520704-16-06	1" - 11	3/8" - 19	33,0	23,0	41
0520704-16-08	1" - 11	1/2" - 14	34,0	24,0	41
0520704-16-12	1" - 11	3/4" - 14	33,0	23,0	41
0520704-16-16	1" - 11	1" - 11	56,0	24,0	41
0520704-16-20	1" - 11	1.1/4" - 11	57,5	24,0	50
0520704-20-12	1.1/4" - 11	3/4" - 14	36,0	24,0	50
0520704-20-16	1.1/4" - 11	1" - 11	36,0	24,0	50
0520704-20-24	1.1/4" - 11	1.1/2" - 11	63,0	25,0	55
0520704-24-16	1.1/2" - 11	1" - 11	39,5	26,0	55
0520704-20-20	1.1/4" - 11	1.1/4" - 11	37,0	25,0	50
0520704-24-20	1.1/2" - 11	1.1/4" - 11	38,0	26,0	55
0520704-32-20	2" - 11	1.1/4" - 11	62,0	26,0	65
0520704-32-24	2" - 11	2" - 11	64,0	26,0	65

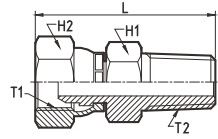
If You wish to order a fitting/ ferrule/ adaptor in stainless, please add at the end of code.SS

ADAPTORS

BSP ADAPTORS

0520705

STRAIGHT ADAPTOR BSP FEMALE 60° CONE (ISO 228)
BSP MALE TAPERED (ISO 7)

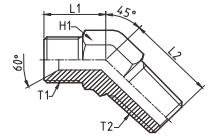


PART. REF.	THREADS		DIMENSION (mm)		
	T ₁ (BSPF)	T ₂ (BSPT)	L	H ₁	H ₂
0520705-04-04	1/4" - 19	1/4" - 19	37,0	14	19
0520705-06-06	3/8" - 19	3/8" - 19	43,0	19	22
0520705-06-08	3/8" - 19	1/2" - 14	46,0	22	27
0520705-08-06	1/2" - 14	3/8" - 19	46,0	22	22
0520705-08-08	1/2" - 14	1/2" - 14	49,0	22	27
0520705-12-12	3/4" - 14	3/4" - 14	56,0	27	32
0520705-16-16	1" - 11	1" - 11	66,0	35	41
0520705-20-20	1 1/4" - 11	1 1/4" - 11	72,0	44	50
0520705-24-24	1 1/2" - 11	1 1/2" - 11	80,0	50	55

If You wish to order a fitting/ ferrule/ adaptor in stainless, please add at the end of code.SS

0530507

45° ELBOW ADAPTOR BSP MALE PARALLEL
60° CONE SEAT (ISO 228) - BSP MALE TAPERED (ISO 7)

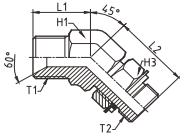


PART. REF.	THREADS		DIMENSION (mm)		
	T ₁ (BSPF)	T ₂ (BSPT)	L ₁	L ₂	H ₁
0530507-04-04	1/4" - 19	1/4" - 19	21,0	21,0	14
0530507-06-06	3/8" - 19	3/8" - 19	25,0	26,0	19
0530507-08-08	1/2" - 14	1/2" - 14	28,0	31,0	22
0530507-12-12	3/4" - 14	3/4" - 14	33,0	31,5	27
0530507-16-16	1" - 11	1" - 11	38,0	41,0	35
0530507-20-20	1 1/4" - 11	1 1/4" - 11	45,0	46,0	44
0530507-24-24	1 1/2" - 11	1 1/2" - 11	47,0	48,0	50
0530507-32-32	2" - 11	2" - 11	56,0	55,0	65

If You wish to order a fitting/ ferrule/ adaptor in stainless, please add at the end of code.SS

ADAPTORS

BSP ADAPTORS



0530509

45° ELBOW ADJUSTABLE ADAPTOR BSP MALE PARALLEL
60° CONE SEAT (ISO 228) - BSP MALE O-RING BOSS TYPE (ISO 1179-3)

PART. REF.	THREADS		DIMENSIONS mm			
	T ₁ (BSPP)	T ₂ (BSPP)	L ₁	L ₂	H ₁	H ₃
0530509-04-04	1/4" - 19	1/4" - 19	21,0	28,0	14	19
0530509-04-06	1/4" - 19	3/8" - 19	23,0	33,0	19	22
0530509-06-04	3/8" - 19	1/4" - 19	25,0	33,0	19	19
0530509-06-06	3/8" - 19	3/8" - 19	25,0	33,0	19	22
0530509-06-08	3/8" - 19	1/2" - 14	26,0	38,5	22	27
0530509-08-06	1/2" - 14	3/8" - 19	28,0	38,5	22	22
0530509-08-08	1/2" - 14	1/2" - 14	28,0	38,5	22	27
0530509-08-12	1/2" - 14	3/4" - 14	30,0	43,0	27	32
0530509-12-08	3/4" - 14	1/2" - 14	33,0	43,0	27	27
0530509-12-12	3/4" - 14	3/4" - 14	33,0	43,0	27	32
0530509-12-16	3/4" - 14	1" - 11	35,0	47,0	35	41
0530509-16-12	1" - 11	3/4" - 14	38,0	46,0	35	32
0530509-16-16	1" - 11	1" - 11	38,0	47,0	35	41
0530509-16-20	1" - 11	1.1/4" - 11	40,0	48,5	44	50
0530509-20-16	1.1/4" - 11	1" - 11	45,0	48,5	44	41
0530509-20-20	1.1/4" - 11	1.1/4" - 11	45,0	48,5	44	50

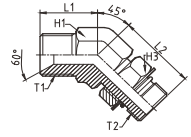
If You wish to order a fitting/ ferrule/ adaptor in stainless, please add at the end of code.SS

ADAPTORS

BSP ADAPTORS

0530531

45° ELBOW ADJUSTABLE ADAPTOR BSP MALE PARALLEL 60° CONE SEAT (ISO 228)SAE MALE O-RING BOSS TYPE (SAE J1926)

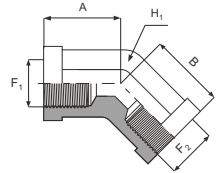


PART. REF.	THREADS		DIMENSION (mm)			
	T ₁ (BSPP)	T ₂ (UNF)	L ₁	L ₂	H ₁	H ₃
0530531-04-06	1/4" - 19	9/16" - 18	21,0	28,0	14	19
0530531-06-08	3/8" - 19	3/4" - 16	25,0	33,0	19	24
0530531-08-10	1/2" - 14	7/8" - 14	28,0	38,5	22	27
0530531-12-12	3/4" - 14	1.1/16" - 12	33,0	43,0	27	32
0530531-16-16	1" - 11	1.5/16" - 12	38,0	47,0	35	38
0530531-20-20	1 1/4" - 11	15/8" - 12	45,0	48,5	44	50

If You wish to order a fitting/ ferrule/ adaptor in stainless, please add at the end of code.SS

0540404

DOUBLE BSP FIXED FEMALE, 45° ELBOW

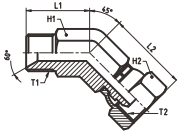


PART. REF.	THREADS		DIMENSION (mm)		
	F ₁ (BSP)	F ₂ (BSP)	A	B	H ₁
0540404-06-06	3/8" - 19	3/8" - 19	22,0	22,0	19
0540404-08-08	1/2" - 14	1/2" - 14	26,0	26,0	22

If You wish to order a fitting/ ferrule/ adaptor in stainless, please add at the end of code.SS

ADAPTORS

BSP ADAPTORS

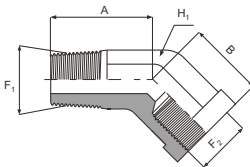


0550505

45° ELBOW ADAPTOR BSP MALE PARALLEL 60° CONE SEAT
BSP FEMALE 60° CONE (ISO 228)

PART. REF.	THREADS		DIMENSION (mm)			
	T ₁ (BSPP)	T ₂ (BSPP)	L ₁	L ₂	H ₁	H ₂
0550505-04-04	1/4" - 19	1/4" - 19	21,0	23,0	14	19
0550505-06-06	3/8" - 19	3/8" - 19	25,0	28,0	19	22
0550505-08-08	1/2" - 14	1/2" - 14	28,0	29,5	22	27
0550505-12-12	3/4" - 14	3/4" - 14	33,0	37,0	27	32
0550505-16-16	1" - 11	1" - 11	38,0	46,0	35	41
0550505-20-20	1 1/4" - 11	1 1/4" - 11	45,0	51,5	44	50
0550505-24-24	1 1/2" - 11	1 1/2" - 11	47,0	55,0	50	55

If You wish to order a fitting/ ferrule/ adaptor in stainless, please add at the end of code.SS



0550704

BSP MALE TAPERED (ISO 7)
BSP FIXED FEMALE, 45° ELBOW

PART. REF.	THREADS		DIMENSION (mm)		
	F ₁ (BSPT)	F ₂ (BSPP)	A	B	H ₁
0550704-04-04	1/4" - 19	1/4" - 19	21,0	16,0	19
0550704-06-06	3/8" - 19	3/8" - 19	27,0	22,0	22
0550704-12-12	3/4" - 14	3/4" - 14	35,0	29,5	34

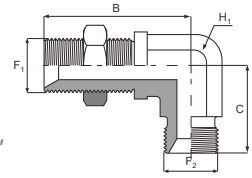
If You wish to order a fitting/ ferrule/ adaptor in stainless, please add at the end of code.SS

ADAPTORS

BSP ADAPTORS

0560504

BSP MALE 60° CONE SEAT PARALLEL - BSP BULKHEAD MALE (ISO 228), 90° ELBOW

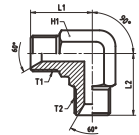


PART. REF.	THREADS		DIMENSION (mm)			
	F ₁ (BSPP)	F ₂ (BSPP)	A	B	H ₁	H ₂
0560504-02-02	1/8" - 28	1/8" - 28	20,0	41,0	14	14
0560504-04-04	1/4" - 19	1/4" - 19	25,0	45,0	14	22
0560504-06-06	3/8" - 19	3/8" - 19	30,0	52,0	19	22
0560504-08-08	1/2" - 14	1/2" - 14	35,0	50,0	22	27
0560504-10-10	5/8 - 14	5/8 - 14	37,0	58,0	22	27
0560504-12-12	3/4" - 14	3/4" - 14	40,0	65,0	27	32
0560504-16-16	1" - 11	1" - 11	45,0	71,0	35	41
0560505-20-20	1.1/4" - 11	1.1/4" - 11	51,0	80,0	41	50
0560504-24-24	1.1/2" - 11	1.1/2" - 11	54,0	92,0	50	55

If You wish to order a fitting/ ferrule/ adaptor in stainless, please add at the end of code.SS

0560505

90° ELBOW ADAPTOR BSP MALE PARALLEL 60° CONE SEAT (ISO 228)

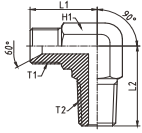


PART. REF.	THREADS		DIMENSION (mm)		
	T ₁ (BSPP)	T ₂ (BSPP)	L ₁	L ₂	H ₁
0560505-04-04	1/4" - 19	1/4" - 19	25,0	25,0	14
0560505-06-06	3/8" - 19	3/8" - 19	29,0	29,0	19
0560505-08-08	1/2" - 14	1/2" - 14	33,0	33,0	22
0560505-12-12	3/4" - 14	3/4" - 14	38,0	38,0	27
0560505-16-16	1" - 11	1" - 11	45,0	45,0	35
0560505-20-20	1.1/4" - 11	1.1/4" - 11	52,0	52,0	41
0560505-24-24	1.1/2" - 11	1.1/2" - 11	59,0	59,0	50

If You wish to order a fitting/ ferrule/ adaptor in stainless, please add at the end of code.SS

ADAPTORS

BSP ADAPTORS

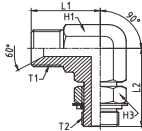


0560507

90° ELBOW ADAPTOR BSP MALE PARALLEL 60° CONE SEAT (ISO 228)
BSP MALE TAPERED (ISO 7)

PART. REF.	THREADS		DIMENSION (mm)		
	T ₁ (BSPP)	T ₂ (BSPT)	L ₁	L ₂	H ₁
0560507-04-04	1/4" - 19	1/4" - 19	25,0	27,0	14
0560507-06-06	3/8" - 19	3/8" - 19	29,0	31,0	19
0560507-08-08	1/2" - 14	1/2" - 14	33,0	37,0	22
0560507-12-12	3/4" - 14	3/4" - 14	38,0	42,0	27
0560507-16-16	1" - 11	1" - 11	45,0	48,0	35
0560507-20-20	1 1/4" - 11	1 1/4" - 11	52,0	57,0	41
0560507-24-24	1 1/2" - 11	1 1/2" - 11	59,0	65,0	50
0560507-32-32	2" - 11	2" - 11	73,0	74,0	65

If You wish to order a fitting/ ferrule/ adaptor in stainless, please add at the end of code.SS



0560509

90° ELBOW ADJUSTABLE ADAPTOR BSP MALE PARALLEL
60° CONE SEAT (ISO 228) - BSP MALE O-RING BOSS TYPE (ISO 1179-3)

PART. REF.	THREADS		DIMENSION (mm)			
	T ₁ (BSPP)	T ₂ (BSPP)	L ₁	L ₂	H ₁	H ₃
0560509-04-04	1/4" - 19	1/4" - 19	25,0	31,5	14	19
0560509-04-06	1/4" - 19	3/8" - 19	26,0	36,5	19	22
0560509-06-04	3/8" - 19	1/4" - 19	29,0	33,5	19	19
0560509-06-06	3/8" - 19	3/8" - 19	29,0	36,5	19	22
0560509-06-08	3/8" - 19	1/2" - 14	30,0	43,0	22	27
0560509-08-06	1/2" - 14	3/8" - 19	33,0	39,5	22	22
0560509-08-08	1/2" - 14	1/2" - 14	33,0	43,0	22	27
0560509-08-12	1/2" - 14	3/4" - 14	36,0	49,0	27	32
0560509-12-08	3/4" - 14	1/2" - 14	38,0	45,5	27	27
0560509-12-12	3/4" - 14	3/4" - 14	38,0	49,0	27	32
0560509-12-16	3/4" - 14	1" - 11	42,0	52,0	35	41
0560509-16-12	1" - 11	3/4" - 14	45,0	52,0	35	32
0560509-16-16	1" - 11	1" - 11	45,0	52,0	35	41
0560509-16-20	1" - 11	1 1/4" - 11	52,0	57,0	41	50
0560509-20-16	1 1/4" - 11	1" - 11	52,0	57,0	41	41
0560509-20-20	1 1/4" - 11	1 1/4" - 11	52,0	57,0	41	50

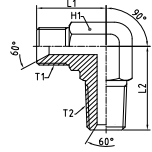
If You wish to order a fitting/ ferrule/ adaptor in stainless, please add at the end of code.SS

ADAPTORS

BSP ADAPTORS

0560528

90° ELBOW ADAPTOR BSP MALE PARALLEL 60° CONE SEAT
(ISO 228) NPTF MALE 60° CONE SEAT (SAE J514)

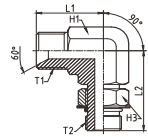


PART. REF.	THREADS		DIMENSION (mm)			
	T1 (BSPP)	T2 (NPTF)	L1	L2	H1	
0560528-04-04	1/4"-19	1/4"-18	26,0	28,0	14	
0560528-06-06	3/8"-19	3/8"-18	29,0	31,0	19	
0560528-08-08	1/2"-14	1/2"-14	34,0	37,5	22	
0560528-12-12	3/4"-14	3/4"-14	41,0	40,0	27	
0560528-16-16	1"-11	1"-11,5	45,0	50,0	33	
0560528-20-20	1 1/4"-11	1 1/4"-11,5	52,0	60,0	41	

If You wish to order a fitting/ ferrule/ adaptor in stainless, please add at the end of code.SS

0560531

90° ELBOW ADJUSTABLE ADAPTOR BSP MALE PARALLEL 60°
CONE SEAT (ISO 228) SAE MALE O-RING BOSS TYPE (SAE J1926)

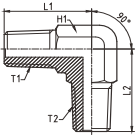


PART. REF.	THREADS		DIMENSION (mm)			
	T1 (BSPP)	T2 (UNF)	L1	L2	H1	H3
0560531-04-06	1/4" - 19	9/16" - 18	25,0	31,5	14	19
0560531-06-08	3/8" - 19	3/4" - 16	29,0	36,5	19	24
0560531-08-10	1/2" - 14	7/8" - 14	33,0	43,0	22	27
0560531-12-12	3/4" - 14	1.1/16" - 12	38,0	49,0	27	32
0560531-16-16	1" - 11	1.5/16" - 12	45,0	52,0	35	38
0560531-20-20	1 1/4" - 11	15/8" - 12	52,0	57,0	41	50

If You wish to order a fitting/ ferrule/ adaptor in stainless, please add at the end of code.SS

ADAPTORS

BSP ADAPTORS

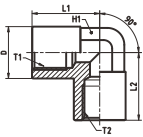


0560707

90° ELBOW ADAPTOR BSP MALE TAPERED (ISO 7)

PART. REF.	THREADS		DIMENSION (mm)			
	T ₁ (BSPT)	T ₂ (BSPT)	L ₁	L ₂	H ₁	
0560707-02-02	1/8" - 28	1/8" - 28	21,0	21,0	12	
0560707-04-04	1/4" - 19	1/4" - 19	25,0	25,0	14	
0560707-06-06	3/8" - 19	3/8" - 19	31,0	31,0	19	
0560707-08-08	1/2" - 14	1/2" - 14	35,0	35,0	22	
0560707-12-12	3/4" - 14	3/4" - 14	41,0	41,0	27	
0560707-16-16	1" - 11	1" - 11	48,0	48,0	35	
0560707-20-20	1 1/4" - 11	1 1/4" - 11	55,0	55,0	41	
0560707-24-24	1 1/2" - 11	1 1/2" - 11	60,0	60,0	50	
0560707-32-32	2" - 11	2" - 11	74,0	74,0	65	

If You wish to order a fitting/ ferrule/ adaptor in stainless, please add at the end of code.SS



0570404

90° ELBOW ADAPTOR BSP FIXED FEMALE

PART. REF.	THREADS		DIMENSION (mm)			
	T ₁ (BSPP)	T ₂ (BSPP)	L ₁	L ₂	D	H ₁
0570404-02-02	1/8" - 28	1/8" - 28	22,5	22,5	19	17
0570404-04-04	1/4" - 19	1/4" - 19	22,5	22,5	24,0	21
0570404-06-06	3/8" - 19	3/8" - 19	26,0	26,0	28,0	25
0570404-08-08	1/2" - 14	1/2" - 14	28,5	28,5	33,0	30
0570404-12-12	3/4" - 14	3/4" - 14	33,0	33,0	40,0	37
0570404-16-16	1" - 11	1" - 11	38,5	38,5	47,0	43
0570404-20-20	1 1/4" - 11	1 1/4" - 11	46,0	46,0	56,0	52
0570404-24-24	1 1/2" - 11	1 1/2" - 11	49,0	49,0	63,0	59

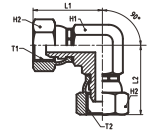
If You wish to order a fitting/ ferrule/ adaptor in stainless, please add at the end of code.SS

ADAPTORS

BSP ADAPTORS

0570505

90° ELBOW ADAPTOR BSP FEMALE 60° CONE (ISO 228)

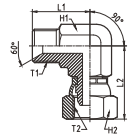


PART. REF.	THREADS		DIMENSION (mm)			
	T ₁ (BSPP)	T ₂ (BSPP)	L ₁	L ₂	H ₁	H ₂
0570505-04-04	1/4" - 19	1/4" - 19	28,0	28,0	14	19
0570505-06-06	3/8" - 19	3/8" - 19	31,0	31,0	19	22
0570505-08-08	1/2" - 14	1/2" - 14	37,0	37,0	24	27
0570505-12-12	3/4" - 14	3/4" - 14	45,0	45,0	27	32
0570505-16-16	1" - 11	1" - 11	54,0	54,0	35	41
0570505-20-20	1 1/4" - 11	1 1/4" - 11	59,5	59,5	41	50
0570505-24-24	1 1/2" - 11	1 1/2" - 11	67,0	67,0	50	55

If You wish to order a fitting/ ferrule/ adaptor in stainless, please add at the end of code.SS

0580505

90° ELBOW ADAPTOR BSP MALE PARALLEL 60° CONE SEAT
BSP FEMALE 60° CONE (ISO 228)

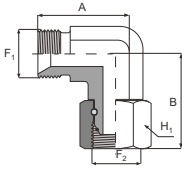


PART. REF.	THREADS		DIMENSION (mm)			
	T ₁ (BSPP)	T ₂ (BSPP)	L ₁	L ₂	H ₁	H ₂
0580505-04-04	1/4" - 19	1/4" - 19	25,0	28,0	14	19
0580505-06-06	3/8" - 19	3/8" - 19	29,0	31,0	19	22
0580505-08-08	1/2" - 14	1/2" - 14	33,0	37,0	22	27
0580505-12-12	3/4" - 14	3/4" - 14	38,0	45,0	27	32
0580505-16-16	1" - 11	1" - 11	45,0	52,0	35	41
0580505-20-20	1 1/4" - 11	1 1/4" - 11	52,0	62,0	41	50
0580505-24-24	1 1/2" - 11	1 1/2" - 11	59,0	73,0	50	55

If You wish to order a fitting/ ferrule/ adaptor in stainless, please add at the end of code.SS

ADAPTORS

BSP ADAPTORS

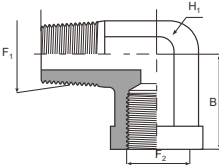


0580508

BSP MALE 60° CONE SEAT
BSP FEMALE 60° CONE WITH O'RING (ISO 228), 90° ELBOW

PART. REF.	THREADS		DIMENSION (mm)		
	F ₁ (BSP)	F ₂ (BSP)	A	B	H ₁
0580508-04-04	1/4" - 19	1/4" - 19	26,0	33,0	19
0580508-06-06	3/8" - 19	3/8" - 19	29,0	31,0	22
0580508-08-08	1/2" - 14	1/2" - 14	34,0	43,0	27
0580508-12-12	3/4" - 14	3/4" - 14	41,0	53,5	32
0580508-16-16	1" - 11	1" - 11	50,0	51,5	41
0580508-20-20	1.1/4" - 11	1.1/4" - 11	52,0	57,0	50
0580508-24-24	1.1/2" - 11	1.1/2" - 11	59,0	64,0	55

If You wish to order a fitting/ ferrule/ adaptor in stainless, please add at the end of code.SS



0580704

BSP MALE TAPERED (ISO 7)
BSP FIXED FEMALE, 90° ELBOW

PART. REF.	THREADS		DIMENSION (mm)		
	F ₁ (BSPT)	F ₂ (BSP)	A	B	H ₁
0580704-02-02	1/8" - 28	1/8" - 28	20,0	17,0	14
0580704-04-04	1/4" - 19	1/4" - 19	28,0	22,5	23
0580704-06-06	3/8" - 19	3/8" - 19	31,0	26,0	26
0580704-08-08	1/2" - 14	1/2" - 14	37,5	31,0	31
0580704-12-12	3/4" - 14	3/4" - 14	40,0	34,5	35
0580704-16-16	1" - 11	1" - 11	50,0	41,0	41

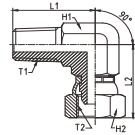
If You wish to order a fitting/ ferrule/ adaptor in stainless, please add at the end of code.SS

ADAPTORS

BSP ADAPTORS

0580705

90° ELBOW ADAPTOR BSP MALE TAPERED (ISO 7)
BSP FEMALE 60° CONE (ISO 228)

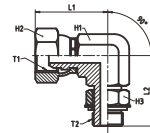


PART. REF.	THREADS		DIMENSION (mm)			
	T ₁ (BSPT)	T ₂ (BSPP)	L ₁	L ₂	H ₁	H ₂
0580705-04-04	1/4" - 19	1/4" - 19	27,0	28,0	14	19
0580705-06-06	3/8" - 19	3/8" - 19	31,0	31,0	19	22
0580705-08-08	1/2" - 14	1/2" - 14	37,0	37,0	22	27
0580705-12-12	3/4" - 14	3/4" - 14	40,5	45,0	27	32
0580705-16-16	1" - 11	1" - 11	48,0	52,0	35	41
0580705-20-20	1 1/4" - 11	1 1/4" - 11	57,0	62,0	41	50
0580705-24-24	1 1/2" - 11	1 1/2" - 11	65,0	73,0	50	55

If You wish to order a fitting/ ferrule/ adaptor in stainless, please add at the end of code.SS

0580905

90° ELBOW ADJUSTABLE ADAPTOR BSP MALE OR BOSS (ISO 1179)
BSP FEMALE 60° CONE (ISO 228)

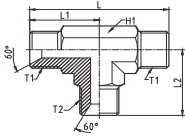


PART. REF.	THREADS		DIMENSION (mm)				
	T ₁ (BSPP)	T ₂ (BSPP)	L ₁	L ₂	H ₁	H ₂	H ₃
0580905-04-04	1/4" - 19	1/4" - 19	28,0	32,0	14	19	19
0580905-06-06	3/8" - 19	3/8" - 19	31,0	37,0	19	22	22
0580905-08-08	1/2" - 14	1/2" - 14	37,0	43,0	22	27	27
0580905-12-12	3/4" - 14	3/4" - 14	45,0	49,0	27	32	32
0580905-16-16	1" - 11	1" - 11	52,0	52,0	35	41	41
0580905-20-20	1 1/4" - 11	1 1/4" - 11	59,5	57,0	41	50	50
0580905-24-24	1 1/2" - 11	1 1/2" - 11	67,0	65,0	50	55	55

If You wish to order a fitting/ ferrule/ adaptor in stainless, please add at the end of code.SS

ADAPTORS

BSP ADAPTORS

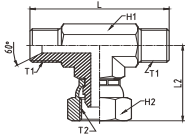


0700505

UNION TEE BSP MALE 60° CONE SEAT (ISO 228)

PART. REF.	THREADS		DIMENSION (mm)			
	T ₁ (BSPP)	T ₂ (BSPP)	L	L ₁	L ₂	H ₁
0700505-04-04	1/4" - 19	1/4" - 19	50,0	25,0	25,0	14
0700505-06-06	3/8" - 19	3/8" - 19	58,0	29,0	29,0	19
0700505-08-08	1/2" - 14	1/2" - 14	66,0	33,0	33,0	22
0700505-12-12	3/4" - 14	3/4" - 14	76,0	38,0	38,0	27
0700505-16-16	1" - 11	1" - 11	90,0	45,0	45,0	36
0700505-20-20	1 1/4" - 11	1 1/4" - 11	04,0	52,0	52,0	41
0700505-24-24	1 1/2" - 11	1 1/2" - 11	118,0	59,0	59,0	50

If You wish to order a fitting/ ferrule/ adaptor in stainless, please add at the end of code.SS



0710505

BRANCH TEE BSP MALE 60° CONE SEAT
BSP FEMALE 60° CONE (ISO 228)

PART. REF.	THREADS		DIMENSION (mm)			
	T ₁ (BSPP)	T ₂ (BSPP)	L	L ₂	H ₁	H ₂
0710505-04-04	1/4" - 19	1/4" - 19	50,0	28,0	14	19
0710505-06-06	3/8" - 19	3/8" - 19	58,0	31,0	19	22
0710505-08-08	1/2" - 14	1/2" - 14	66,0	37,0	22	27
0710505-12-12	3/4" - 14	3/4" - 14	76,0	45,0	27	32
0710505-16-16	1" - 11	1" - 11	90,0	54,0	36	41
0710505-20-20	1 1/4" - 11	1 1/4" - 11	04,0	62,0	41	50
0710505-24-24	1 1/2" - 11	1 1/2" - 11	118,0	73,0	50	55

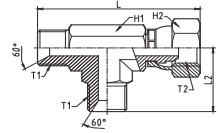
If You wish to order a fitting/ ferrule/ adaptor in stainless, please add at the end of code.SS

ADAPTORS

BSP ADAPTORS

0720505

RUN TEE BSP MALE 60° CONE SEAT
BSP FEMALE 60° CONE (ISO 228)

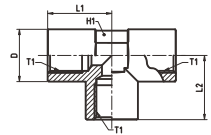


PART. REF.	THREADS		DIMENSION (mm)			
	T ₁ (BSPP)	T ₂ (BSPP)	L	L ₂	H ₁	H ₂
0720505-04-04	1/4" - 19	1/4" - 19	53,0	25,0	14	19
0720505-06-06	3/8" - 19	3/8" - 19	60,0	29,0	19	22
0720505-08-08	1/2" - 14	1/2" - 14	70,0	33,0	22	27
0720505-12-12	3/4" - 14	3/4" - 14	83,0	38,0	27	32
0720505-16-16	1" - 11	1" - 11	99,0	45,0	36	41
0720505-20-20	1 1/4" - 11	1 1/4" - 11	114,0	52,0	41	50
0720505-24-24	1 1/2" - 11	1 1/2" - 11	132,0	59,0	50	55

If You wish to order a fitting/ ferrule/ adaptor in stainless, please add at the end of code.SS

0730404

UNION TEE BSP FIXED FEMALE

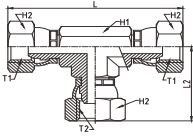


PART. REF.	THREADS	DIMENSION (mm)			
	T ₁ (BSPP)	L ₁	L ₂	D	H ₁
0730404-02-02	1/8" - 28	22,0	22,0	16,0	17
0730404-04-04	1/4" - 19	22,0	22,0	24,0	19
0730404-06-06	3/8" - 19	25,0	25,0	27,0	24
0730404-08-08	1/2" - 14	28,5	28,5	33,0	30
0730404-12-12	3/4" - 14	32,5	32,5	39,0	36
0730404-16-16	1" - 11	36,5	36,5	47,0	43
0730404-20-20	1 1/4" - 11	44,0	44,0	56,0	52
0730404-24-24	1 1/2" - 11	49,0	49,0	63,0	58

If You wish to order a fitting/ ferrule/ adaptor in stainless, please add at the end of code.SS

ADAPTORS

BSP ADAPTORS

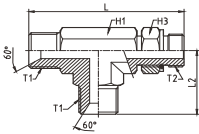


0730505

UNION TEE BSP FEMALE 60° CONE (ISO 228)

PART. REF.	THREADS		DIMENSION (mm)			
	T ₁ (BSPP)	T ₂ (BSPP)	L	L ₂	H ₁	H ₂
0730505-04-04	1/4" - 19	1/4" - 19	56,0	28,0	14	19
0730505-06-06	3/8" - 19	3/8" - 19	62,0	31,0	19	22
0730505-08-08	1/2" - 14	1/2" - 14	74,0	37,0	22	27
0730505-12-12	3/4" - 14	3/4" - 14	90,0	45,0	27	32
0730505-16-16	1" - 11	1" - 11	108,0	54,0	35	41
0730505-20-20	1 1/4" - 11	1 1/4" - 11	124,0	62,0	41	50
0730505-24-24	1 1/2" - 11	1 1/2" - 11	146,0	73,0	50	55

If You wish to order a fitting/ ferrule/ adaptor in stainless, please add at the end of code.SS



0760509

RUN TEE ADJUSTABLE BSP MALE 60° CONE SEAT (ISO 228)
BSP MALE O-RING BOSS TYPE (ISO 1179-3)

PART. REF.	THREADS		DIMENSION (mm)			
	T ₁ (BSPP)	T ₂ (BSPP)	L	L ₂	H ₁	H ₃
0760509-04-04	1/4" - 19	1/4" - 19	56,5	25,0	14	19
0760509-06-06	3/8" - 19	3/8" - 19	65,5	29,0	19	22
0760509-08-08	1/2" - 14	1/2" - 14	76,0	33,0	22	27
0760509-12-12	3/4" - 14	3/4" - 14	87,0	38,0	27	32
0760509-16-16	1" - 11	1" - 11	97,0	45,0	36	41
0760509-20-20	1 1/4" - 11	1 1/4" - 11	109,0	52,0	41	50
0760509-24-24	1 1/2" - 11	1 1/2" - 11	123,0	59,0	50	55

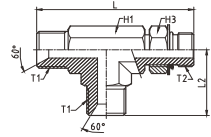
If You wish to order a fitting/ ferrule/ adaptor in stainless, please add at the end of code.SS

ADAPTORS

BSP ADAPTORS

0760531

RUN TEE ADJUSTABLE BSP MALE 60° CONE SEAT (ISO 228)
SAE MALE O-RING BOSS TYPE (SAE J1926)

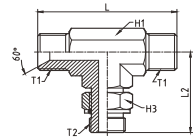


PART. REF.	THREADS		DIMENSION (mm)			
	T ₁ (BSPP)	T ₂ (UNF)	L	L ₂	H ₁	H ₃
0760531-04-04	1/4" - 19	7/16" - 20	51,0	25,0	14	16
0760531-06-06	3/8" - 19	9/16" - 18	63,5	29,0	19	19
0760531-08-08	1/2" - 14	3/4" - 16	72,5	33,0	22	24
0760531-08-10	1/2" - 14	7/8" - 14	76,0	33,0	22	27
0760531-12-10	3/4" - 14	7/8" - 14	83,5	38,0	27	27
0760531-12-12	3/4" - 14	1.1/16" - 12	87,0	38,0	27	32
0760531-16-16	1" - 11	1.5/16" - 12	97,0	45,0	36	38
0760531-20-20	1.1/4" - 11	1.5/8" - 12	109,0	52,0	41	50
0760531-24-24	1.1/2" - 11	1.7/8" - 12	123,0	59,0	50	55

If You wish to order a fitting/ ferrule/ adaptor in stainless, please add at the end of code.SS

0780509

BRANCH TEE ADJUSTABLE BSP MALE 60° CONE SEAT (ISO 228)
BSP MALE O-RING BOSS TYPE (ISO 1179-3)

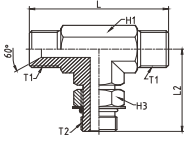


PART. REF.	THREADS		DIMENSION (mm)			
	T ₁ (BSPP)	T ₂ (BSPP)	L	L ₂	H ₁	H ₃
0780509-04-04	1/4" - 19	1/4" - 19	50,0	31,5	14	19
0780509-06-06	3/8" - 19	3/8" - 19	58,0	36,5	19	22
0780509-08-08	1/2" - 14	1/2" - 14	66,0	43,0	22	27
0780509-12-12	3/4" - 14	3/4" - 14	76,0	49,0	27	32
0780509-16-16	1" - 11	1" - 11	90,0	52,0	36	41
0780509-20-20	1.1/4" - 11	1.1/4" - 11	104,0	57,0	41	50
0780509-24-24	1.1/2" - 11	1.1/2" - 11	118,0	64,0	50	55

If You wish to order a fitting/ ferrule/ adaptor in stainless, please add at the end of code.SS

ADAPTORS

BSP ADAPTORS



0780531

BRANCH TEE ADJUSTABLE BSP MALE 60° CONE SEAT (ISO 228)
SAE MALE O-RING BOSS TYPE (SAE J1926)

PART. REF.	THREADS		DIMENSION (mm)			
	T ₁ (BSPP)	T ₂ (UNF)	L	L ₂	H ₁	H ₃
0780531-04-04	1/4" - 19	7/16" - 20	50,0	26,0	14	16
0780531-06-06	3/8" - 19	9/16" - 18	58,0	34,5	19	19
0780531-08-08	1/2" - 14	3/4" - 16	66,0	39,5	22	24
0780531-08-10	1/2" - 14	7/8" - 14	66,0	43,0	22	27
0780531-12-10	3/4" - 14	7/8" - 14	76,0	45,5	27	27
0780531-12-12	3/4" - 14	1.1/16" - 12	76,0	49,0	27	32
0780531-16-16	1" - 11	1.5/16" - 12	90,0	52,0	36	38
0780531-20-20	1.1/4" - 11	15/8" - 12	104,0	57,0	41	50
0780531-24-24	1.1/2" - 11	1.7/8" - 12	118,0	64,0	50	55

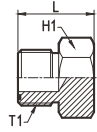
If You wish to order a fitting/ ferrule/ adaptor in stainless, please add at the end of code.SS

ADAPTORS

ORFS ADAPTORS

0402400

MALE PLUG ORFS (SAE J1453)

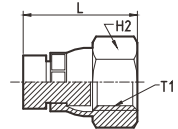


PART. REF.	THREADS	DIMENSION (mm)	
	T ₁ (UNF/S-UN)	L	H ₁
0402400-04	9/16" - 18	16,5	16
0402400-06	11/16" - 16	19,5	19
0402400-08	13/16" - 16	21,0	22
0402400-10	1" - 14	23,5	27
0402400-12	1.3/16" - 12	29,0	32
0402400-16	1.7/16" - 12	31,5	38
0402400-20	1.11/16" - 12	31,5	46
0402400-24	2" - 12	31,5	55

If You wish to order a fitting/ ferrule/ adaptor in stainless, please add at the end of code.SS

0412400

FEMALE PLUG ORFS (SAE J1453)

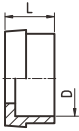


PART. REF.	THREADS	DIMENSION (mm)	
	T ₁ (UNF/S-UN)	L	H ₂
0412400-04	9/16" - 18	23,0	19
0412400-06	11/16" - 16	28,0	22
0412400-08	13/16" - 16	31,0	24
0412400-10	1" - 14	36,0	30
0412400-12	1.3/16" - 12	39,0	36
0412400-16	1.7/16" - 12	43,0	41
0412400-20	1.11/16" - 12	44,0	50
0412400-24	2" - 12	48,0	60

If You wish to order a fitting/ ferrule/ adaptor in stainless, please add at the end of code.SS

ADAPTORS

ORFS ADAPTORS

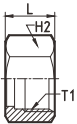


0422400

SLEEVE ORFS (SAE J1453)

PART. REF.	O.D. PIPE (mm)	THREADS	DIMENSION (mm)	
	D	T₁ (UNF/S-UN)	L	
0422400-06-04	6	9/16" - 18	9,5	
0422400-10-06	10	11/16" - 16	9,5	
0422400-12-08	12	13/16" - 16	9,5	
0422400-16-10	16	1" - 14	10,5	
0422400-20-12	20	1.3/16" - 12	14,0	
0422400-25-16	25	1.7/16" - 12	15,5	
0422400-30-20	30	1.11/16" - 12	15,5	
0422400-38-24	35	2" - 12	15,5	

If You wish to order a fitting/ ferrule/ adaptor in stainless, please add at the end of code.SS



0432400

NUT ORFS (SAE J1453)

PART. REF.	O.D. PIPE (mm)	THREADS	DIMENSION (mm)		
		T₁ (UNF/S-UN)	L	H₂	
0432400-06-04	6	9/16" - 18	14,5	17	
0432400-10-06	10	11/16" - 16	17,0	22	
0432400-12-08	12	13/16" - 16	21,0	24	
0432400-16-10	16	1" - 14	23,5	30	
0432400-20-12	20	1.3/16" - 12	26,0	36	
0432400-25-16	25	1.7/16" - 12	27,0	41	
0432400-30-20	30	1.11/16" - 12	28,0	50,	
0432400-38-24	38	2" - 12	28,0	60	

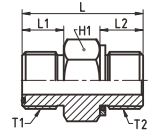
If You wish to order a fitting/ ferrule/ adaptor in stainless, please add at the end of code.SS

ADAPTORS

ORFS ADAPTORS

0502403

STRAIGHT ADAPTOR ORFS MALE (SAE J1453)
BSP OR BOSS MALE (ISO 1179)

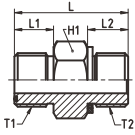


PART. REF.	THREADS		DIMENSION (mm)			
	T ₁ (UNF/S-UN)	T ₂ (BSPP)	L	L ₁	L ₂	H ₁
0502403-04-04	9/16" - 18	1/4" - 19	30,0	10,0	12,0	19
0502403-04-06	9/16" - 18	3/8" - 19	31,0	10,0	12,0	22
0502403-06-04	11/16" - 16	1/4" - 19	32,5	11,0	12,0	19
0502403-06-06	11/16" - 16	3/8" - 19	32,5	11,0	12,0	22
0502403-06-08	11/16" - 16	1/2" - 14	35,5	11,0	14,0	27
0502403-08-06	13/16" - 16	3/8" - 19	34,5	13,0	12,0	22
0502403-08-08	13/16" - 16	1/2" - 14	37,0	13,0	14,0	27
0502403-08-12	13/16" - 16	3/4" - 14	41,0	13,0	16,0	32
0502403-10-08	1" - 14	1/2" - 14	39,5	15,5	14,0	27
0502403-10-12	1" - 14	3/4" - 14	43,5	15,5	16,0	32
0502403-12-12	1.3/16" - 12	3/4" - 14	45,0	17,0	16,0	32
0502403-12-16	1.3/16" - 12	1" - 11	49,0	17,0	18,0	41
0502403-16-16	1.7/16" - 12	1" - 11	50,0	17,5	18,0	41
0502403-16-20	1.7/16" - 12	1.1/4" - 11	54,0	17,5	20,0	50
0502403-20-20	1.11/16" - 12	1.1/4" - 11	51,5	17,5	20,0	55
0502403-24-24	2" - 12	1.1/2" - 11	55,5	17,5	22,0	60

If You wish to order a fitting/ ferrule/ adaptor in stainless, please add at the end of code SS

ADAPTORS

ORFS ADAPTORS



0502419

STRAIGHT ADAPTOR ORFS MALE (SAE J1453)
METRIC MALE (ISO 6149)

PART. REF.	THREADS		DIMENSION (mm)			
	T ₁ (UNF/S-UN)	T ₂ (METRIC)	L	L ₁	L ₂	H ₁
0502419-04-10	9/16" - 18	10 x 1	26,0	10,0	9,0	17
0502419-04-12	9/16" - 18	12 x 1,5	28,0	10,0	11,0	17
0502419-06-14	11/16" - 16	14 x 1,5	31,0	11,0	11,0	19
0502419-06-16	11/16" - 16	16 x 1,5	33,0	11,0	12,5	22
0502419-08-18	13/16" - 16	18 x 1,5	36,0	13,0	14,0	24
0502419-08-22	13/16" - 16	22 x 1,5	38,0	13,0	15,0	27
0502419-10-22	1" - 14	22 x 1,5	40,5	15,5	15,0	27
0502419-10-27	1" - 14	27 x 2	46,0	15,5	18,5	32
0502419-12-27	1.3/16" - 12	27 x 2	47,5	17,0	18,5	32
0502419-12-33	1.3/16" - 12	33 x 2	49,0	17,0	18,5	41
0502419-16-33	1.7/16" - 12	33 x 2	50,0	17,5	18,5	41
0502419-16-42	1.7/16" - 12	42 x 2	52,0	17,5	19,0	50
0502419-20-42	1.11/16" - 12	42 x 2	52,0	17,5	19,0	50
0502419-20-48	1.11/16" - 12	48 x 2	56,0	17,5	22,0	55
0502419-24-48	2" - 12	48 x 2	55,5	17,5	22,0	60

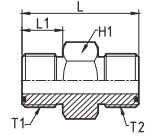
If You wish to order a fitting/ ferrule/ adaptor in stainless, please add at the end of code.SS

ADAPTORS

ORFS ADAPTORS

0502424

STRAIGHT ADAPTOR ORFS MALE (SAE J1453)

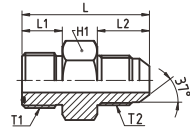


PART. REF.	THREADS		DIMENSION (mm)			
	T ₁ (UNF/S-UN)	T ₂ (UNF/S-UN)	L	L ₁	H ₁	
0502424-04-04	9/16" - 18	9/16" - 18	27,5	10,0	16	
0502424-06-06	11/16" - 16	11/16" - 16	31,0	11,0	19	
0502424-08-08	13/16" - 16	13/16" - 16	35,5	13,0	22	
0502424-08-10	1" - 14	13/16" - 16	37,0	15,5	22	
0502424-10-10	1" - 14	1" - 14	42,5	15,5	27	
0502424-10-12	1.3/16" - 12	1" - 14	44,0	17,0	32	
0502424-12-12	1.3/16" - 12	1.3/16" - 12	47,0	17,0	32	
0502424-12-16	1.7/16" - 12	1.3/16" - 12	48,0	17,5	38	
0502424-16-16	1.7/16" - 12	1.7/16" - 12	49,0	17,5	38	
0502424-16-20	1.11/16" - 12	1.7/16" - 12	50,0	17,5	50	
0502424-20-20	1.11/16" - 12	1.7/16" - 12	51,5	17,5	46	
0502424-24-24	2" - 12	2" - 12	53,0	17,5	55	

If You wish to order a fitting/ ferrule/ adaptor in stainless, please add at the end of code.SS

0502425

STRAIGHT ADAPTOR ORFS MALE (SAE J1453)
JIC MALE 74° CONE (SAE J514)

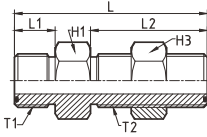


PART. REF.	THREADS		DIMENSION (mm)			
	T ₁ (UNF/S-UN)	T ₂ (UNF)	L	L ₁	L ₂	H ₁
0502425-04-04	9/16" - 18	7/16" - 20	32,5	10,0	15,0	17
0502425-06-06	11/16" - 16	9/16" - 18	35,5	11,0	16,0	19
0502425-08-08	13/16" - 16	3/4" - 16	40,5	13,0	18,0	22
0502425-10-10	1" - 14	7/8" - 14	47,0	15,5	21,0	27
0502425-12-12	1.3/16" - 12	1.1/16" - 12	52,5	17,0	24,0	32
0502425-16-16	1.7/16" - 12	1.5/16" - 12	56,0	17,5	25,0	41
0502425-20-20	1.11/16" - 12	1.5/8" - 12	60,0	17,5	28,0	46

If You wish to order a fitting/ ferrule/ adaptor in stainless, please add at the end of code.SS

ADAPTORS

ORFS ADAPTORS

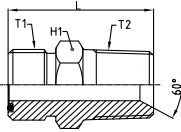


0502427

STRAIGHT BULKHEAD ADAPTOR ORFS MALE (SAE J1453)

PART. REF.	THREADS		DIMENSION (mm)				
	T ₁ (UNF/S-UN)	T ₂ (UNF/S-UN)	L	L ₁	L ₂	H ₁	H ₂
0502427-04-04	9/16" - 18	9/16" - 18	48,5	10,0	31,5	22	22
0502427-06-06	11/16" - 16	11/16" - 16	54,0	11,0	34,0	27	27
0502427-08-08	13/16" - 16	13/16" - 16	58,5	13,0	36,5	30	30
0502427-10-10	1" - 14	1" - 14	66,5	15,5	40,5	32	32
0502427-12-12	1.3/16" - 12	1.3/16" - 12	69,0	17,0	41,5	38	38
0502427-16-16	1.7/16" - 12	1.7/16" - 12	70,0	17,5	42,0	46	46
0502427-20-20	1.1/16" - 12	1.1/16" - 12	70,0	17,5	42,0	50	50
0502427-24-24	2" - 12	2" - 12	70,0	17,5	42,0	60	60

If You wish to order a fitting/ ferrule/ adaptor in stainless, please add at the end of code.SS



0502428

STRAIGHT ADAPTOR ORFS MALE (SAE J1453)
NPTF MALE 60° CONE SEAT (SAE J514)

PART. REF.	THREADS		DIMENSION (mm)	
	T ₁ (UNF/S-UN)	T ₂ (NPTF)	L	H ₁
0502428-04-04	9/16"-18	1/4"-18	32,0	16
0502428-04-06	9/16"-18	3/8"-18	32,0	19
0502428-06-04	11/16"-16	1/4"-18	34,0	19
0502428-06-06	11/16"-16	3/8"-18	34,0	19
0502428-06-08	11/16"-16	1/2"-14	39,4	24
0502428-08-06	13/16"-16	3/8"-18	36,8	22
0502428-08-08	13/16"-16	1/2"-14	41,7	22
0502428-10-08	1"-14	1/2"-14	46,2	27
0502428-12-12	1.3/16"-12	3/4"-14	49,3	32
0502428-16-16	1.7/16"-12	1"-11,5	55,6	38
0502428-20-20	1.1/16"-12	1 1/4"-11,5	58,4	46

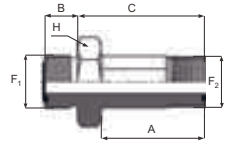
If You wish to order a fitting/ ferrule/ adaptor in stainless, please add at the end of code.SS

ADAPTORS

ORFS ADAPTORS

0502429

ORFS MALE - ORFS LONG TYPE MALE (SAE J1453)

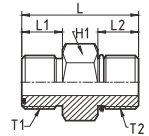


PART. REF.	THREADS		DIMENSION (mm)			
	F ₁ (UNF/S-UN)	F ₂ (UNF/S-UN)	A	B	C	H
0502429-04-04	9/16" - 18	9/16" - 18	48,0	10,0	31,5	22
0502429-06-06	11/16" - 16	11/16" - 16	53,0	11,0	34,0	27
0502429-08-08	13/16" - 16	13/16" - 16	58,0	13,0	36,5	30
0502429-10-10	1" - 14	1" - 14	66,5	15,5	40,5	32
0502429-12-12	1.3/16" - 12	1.3/16" - 12	69,0	17,0	41,5	38
0502429-16-16	1.7/16" - 12	1.7/16" - 12	70,0	17,5	42,0	46
0502429-20-20	1.1/16" - 12	1.1/16" - 12	70,0	17,5	42,0	50
0502429-24-24	2" - 12	2" - 12	70,0	17,5	42,0	55

If You wish to order a fitting/ ferrule/ adaptor in stainless, please add at the end of code.SS

0502430

STRAIGHT ADAPTOR ORFS MALE (SAE J1453)
SAE MALE O-RING BOSS TYPE (SAE J1926)

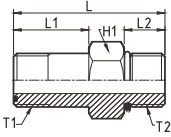


PART. REF.	THREADS		DIMENSION (mm)			
	T ₁ (UNF/S-UN)	T ₂ (UNF)	L	L ₁	L ₂	H ₁
0502430-04-04	9/16" - 18	7/16" - 20	28,5	10,0	9,5	16
0502430-04-06	9/16" - 18	9/16" - 18	30,5	10,0	12,0	19
0502430-06-06	11/16" - 16	9/16" - 18	32,0	11,0	10,0	19
0502430-06-08	11/16" - 16	3/4" - 16	35,0	11,0	14,0	22
0502430-08-06	13/16" - 16	9/16" - 18	37,5	13,0	12,0	22
0502430-08-08	13/16" - 16	3/4" - 16	36,5	13,0	11,5	22
0502430-08-10	13/16" - 16	7/8" - 14	40,5	13,0	16,0	22
0502430-10-08	1" - 14	3/4" - 16	45,0	15,5	14,0	27
0502430-10-10	1" - 14	7/8" - 14	43,0	15,5	13,0	27
0502430-12-12	1.3/16" - 12	1.1/16" - 12	48,5	17,0	15,5	32
0502430-12-16	1.3/16" - 12	1.5/16" - 12	50,0	17,0	18,5	38
0502430-16-12	1.7/16" - 12	1.1/16" - 12	54,0	17,5	18,0	38
0502430-16-16	1.7/16" - 12	1.5/16" - 12	50,5	17,5	15,5	38
0502430-16-20	1.7/16" - 12	1.5/8" - 12	52,0	17,5	18,5	50
0502430-20-20	1.1/16" - 12	1.5/8" - 12	52,5	17,5	15,5	50
0502430-24-24	2" - 12	1.7/8" - 12	54,0	17,5	15,5	55

If You wish to order a fitting/ ferrule/ adaptor in stainless, please add at the end of code.SS

ADAPTORS

ORFS ADAPTORS

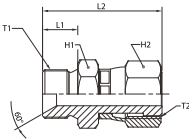


0502930

STRAIGHT ADAPTOR LONG ORFS MALE (SAE J1453)
SAE MALE O-RING BOSS TYPE (SAE J1926)

PART. REF.	THREADS		DIMENSION (mm)			
	T ₁ (UNF/S-UN)	T ₂ (UNF)	L	L ₁	L ₂	H ₁
0502930-04-04	9/16" - 18	7/16" - 20	52,5	34,0	9,5	16
0502930-06-06	11/16" - 16	9/16" - 18	57,5	37,0	10,0	19
0502930-08-08	13/16" - 16	3/4" - 16	68,0	44,5	11,5	22
0502930-10-10	1" - 14	7/8" - 14	79,0	52,5	13,0	27
0502930-12-12	1.3/16" - 12	1.1/16" - 12	95,5	64,0	15,5	32
0502930-16-16	1.7/16" - 12	1.5/16" - 12	105,0	73,0	15,5	38
0502930-20-20	1.11/16" - 12	1.5/8" - 12	121,0	86,5	15,5	46
0502930-24-24	2" - 12	1.7/8" - 12	133,5	97,0	15,5	55

If You wish to order a fitting/ ferrule/ adaptor in stainless, please add at the end of code.SS



0520524

BSP MALE 60° CONE SEAT DIN PROFILE (BS5200 / ISO 8434-6)
ORFS SWIVEL FEMALE (SAE J1453 / ISO 8434-3)

PART. REF.	THREADS		DIMENSION (mm)			
	T ₁ (BSPP)	T ₂ (UNF/S-UN)	L ₁	L ₂	H ₁	H ₂
0520524-04-04	1/4" - 19	9/16" - 18	11,0	34,5	19	17
0520524-06-06	3/8" - 19	11/16" - 16	12,0	39,0	22	22
0520524-06-08	3/8" - 19	13/16" - 16	12,0	42,5	22	24
0520524-08-06	1/2" - 14	11/16" - 16	14,0	41,5	27	22
0520524-08-08	1/2" - 14	13/16" - 16	14,0	44,5	27	24
0520524-08-10	1/2" - 14	1" - 14	14,0	50,5	27	30
0520524-12-12	3/4" - 14	1.3/16" - 12	16,0	56,5	32	36
0520524-16-16	1" - 11	1.7/16" - 12	19,0	62,0	41	41

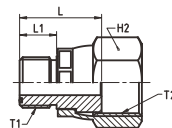
If You wish to order a fitting/ ferrule/ adaptor in stainless, please add at the end of code.SS

ADAPTORS

ORFS ADAPTORS

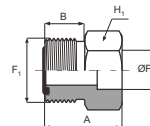
0522424

STRAIGHT ADAPTOR ORFS MALE ORFS SWIVEL FEMALE (SAE J1453)



PART. REF.	THREADS		DIMENSION (mm)		
	T ₁ (UNF/S-UN)	T ₂ (UNF/S-UN)	L	L ₁	H ₂
05224 24-04-06	9/16" - 18	11/16" - 16	20,0	10,0	22
05224 24-04-08	9/16" - 18	13/16" - 16	22,0	10,0	24
05224 24-06-08	11/16" - 16	13/16" - 16	23,0	11,0	24
052242 4-06-10	11/16" - 16	1" - 14	24,0	11,0	30
052242 4-08-10	13/16" - 16	1" - 14	25,5	13,0	30
052242 4-08-12	13/16" - 16	1.3/16" - 12	27,5	13,0	36
0522424-10-12	1" - 14	1.3/16" - 12	29,5	15,5	36
0522424-10-16	1" - 14	1.7/16" - 12	32,0	15,5	41
0522424-12-16	1.3/16" - 12	1.7/16" - 12	33,0	17,0	41
0522424-12-20	1.3/16" - 12	1.11/16" - 12	33,5	17,0	50
0522424-16-20	1.7/16" - 12	1.11/16" - 12	34,0	17,5	50
0522424-20-24	1.11/16" - 12	2" - 12	34,0	17,5	60

If You wish to order a fitting/ ferrule/ adaptor in stainless, please add at the end of code.SS



0522495

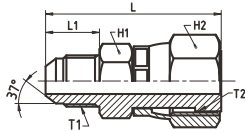
ORFS MALE (SAE J1453) WITH BRAZING SOCKET

PART. REF.	THREADS	DIMENSION (mm)			
	F ₁ (UNF/S-UN)	A	B	ØP	H ₁
0522495-04-06	9/16" - 18	22,5	10,0	6,0	17
0522495-04-10	9/16" - 18	22,5	10,0	10,0	17
0522495-06-10	11/16" - 16	24,0	11,0	10,0	19
0522495-06-12	11/16" - 16	24,0	11,0	12,0	19
0522495-08-12	13/16" - 16	25,5	13,0	12,0	22
0522495-08-16	13/16" - 16	25,5	13,0	16,0	22
0522495-10-16	1" - 14	30,0	15,5	16,0	27
0522495-10-18	1" - 14	34,0	15,5	18,0	27
0522495-12-18	1.3/16" - 12	35,5	17,0	18,0	32
0522495-12-20	1.3/16" - 12	35,5	17,0	20,0	32
0522495-12-25	1.3/16" - 12	39,5	17,0	25,0	32
0522495-16-25	1.7/16" - 12	40,0	17,5	25,0	41
0522495-16-32	1.7/16" - 12	40,0	17,5	32,0	41
0522495-20-32	1.11/16" - 12	40,0	17,5	32,0	46
0522495-20-38	1.11/16" - 12	40,0	17,5	38,0	46
0522495-24-38	2" - 12	40,0	17,5	38,0	55

If You wish to order a fitting/ ferrule/ adaptor in stainless, please add at the end of code.SS

ADAPTORS

ORFS ADAPTORS

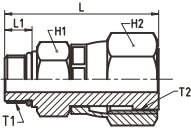


0522524

STRAIGHT ADAPTOR JIC MALE 74° CONE (SAE J514)
ORFS FEMALE (SAE J1453)

PART. REF.	THREADS		DIMENSION (mm)			
	T ₁ (UNF)	T ₂ (UNF/S-UN)	L	L ₁	H ₁	H ₂
0522524-04-04	7/16" - 20	9/16" - 18	39,0	15,0	17	19
0522524-06-06	9/16" - 18	11/16" - 16	43,0	16,0	22	22
0522524-08-08	3/4" - 16	13/16" - 16	48,5	18,0	24	24
0522524-10-10	7/8" - 14	1" - 14	57,0	21,0	30	30
0522524-12-12	1.1/16" - 12	1.3/16" - 12	63,0	24,0	36	36
0522524-16-16	1.5/16" - 12	1.7/16" - 12	67,0	25,0	41	41
0522524-20-20	1.5/8" - 12	1.11/16" - 12	73,0	28,0	50	50

If You wish to order a fitting/ ferrule/ adaptor in stainless, please add at the end of code.SS



0523024

STRAIGHT ADAPTOR SAE OR BOSS MALE (SAE J1926)
ORFS FEMALE (SAE J1453)

PART. REF.	THREADS		DIMENSION (mm)			
	T ₁ (UNF)	T ₂ (UNF/S-UN)	L	L ₁	H ₁	H ₂
05230 24-04-04	7/16" - 20	9/16" - 18	33,0	9,5	17	19
05230 24-06-06	9/16" - 18	11/16" - 16	36,0	10,0	19	22
05230 24-08-08	3/4" - 16	13/16" - 16	41,0	11,5	22	24
0523024-10-10	7/8" - 14	1" - 14	47,5	13,0	27	30
0523024-12-12	1.1/16" - 12	1.3/16" - 12	54,0	15,5	32	36
0523024-16-16	1.5/16" - 12	1.7/16" - 12	56,0	15,5	41	41
0523024-20-20	1.5/8" - 12	1.11/16" - 12	60,0	15,5	46	50

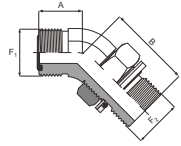
If You wish to order a fitting/ ferrule/ adaptor in stainless, please add at the end of code.SS

ADAPTORS

ORFS ADAPTORS

0532409

ORFS MALE (SAE J1453)
BSP MALE O'RING BOSS TYPE (ISO 1179-3), 45° ELBOW

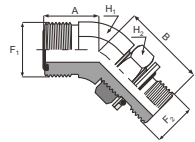


PART. REF.	THREADS		DIMENSION (mm)			
	F ₁ (UNF)	F ₂ (BSPP)	A	B	H ₁	H ₂
0532409-04-02	9/16" - 18	1/8" - 28	16,0	28,0	14	14
0532409-04-04	9/16" - 18	1/4" - 19	17,5	31,0	14	19
0532409-10-08	1" - 14	1/2" - 14	23,5	42,0	27	27
0532409-10-12	1" - 14	3/4" - 14	24,5	46,5	35	32
0532409-24-24	2" - 12	1.1/2" - 11	37,0	53,5	41	55

If You wish to order a fitting/ ferrule/ adaptor in stainless, please add at the end of code.SS

0532419

ORFS MALE (SAE J1453)
METRIC ADJUSTABLE MALE (ISO 6149), 45° ELBOW

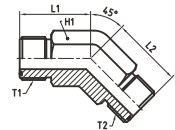


PART. REF.	THREADS		DIMENSION (mm)			
	F ₁ (UNF/S-UN)	F ₂ (METRIC)	A	B	H ₁	H ₂
0532419-04-12	9/16" - 18	M12x1,5	16,0	30,0	14	14
0532419-06-16	11/16" - 16	M16x1,5	19,0	33,0	19	19
0532419-08-18	13/16" - 16	M18x1,5	20,5	36,5	19	19
0532419-10-22	1" - 14	M22x1,5	23,5	45,0	27	27
0532419-24-48	2" - 12	M48x2,0	37,0	53,5	48	48

If You wish to order a fitting/ ferrule/ adaptor in stainless, please add at the end of code.SS

0532424

45° ELBOW ADAPTOR ORFS MALE (SAE J1453)

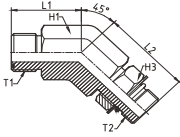


PART. REF.	THREADS		DIMENSION (mm)		
	T ₁ (UNF/S-UN)	T ₂ (UNF/S-UN)	L ₁	L ₂	H ₁
05324 24-04-04	9/16" - 18	9/16" - 18	16,0	16,0	14
05324 24-06-06	11/16" - 16	11/16" - 16	20,0	20,0	19
05324 24-08-08	13/16" - 16	13/16" - 16	22,0	22,0	19
0532424-10-10	1" - 14	1" - 14	26,0	26,0	27
0532424-12-12	1.3/16" - 12	1.3/16" - 12	31,0	31,0	35
0532424-16-16	1.7/16" - 12	1.7/16" - 12	34,0	34,0	44
0532424-20-20	1.11/16" - 12	1.11/16" - 12	34,0	34,0	44

If You wish to order a fitting/ ferrule/ adaptor in stainless, please add at the end of code.SS

ADAPTORS

ORFS ADAPTORS

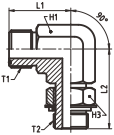


0532431

45° ELBOW ADJUSTABLE ADAPTOR ORFS MALE (SAE J1453)
SAE MALE O-RING BOSS TYPE (SAE J1926)

PART. REF.	THREADS		DIMENSION (mm)			
	T ₁ (UNF/S-UN)	T ₂ (UNF)	L ₁	L ₂	H ₁	H ₃
05324 31-04-04	9/16" - 18	7/16" - 20	16,0	26,5	14	16
05324 31-06-06	11/16" - 16	9/16" - 18	19,0	33,0	19	19
05324 31-08-08	13/16" - 16	3/4" - 16	20,5	36,5	19	24
0532431-10-10	1" - 14	7/8" - 14	23,5	43,0	27	27
0532431-12-12	1.3/16" - 12	1.1/16" - 12	29,0	46,0	35	32
0532431-16-16	1.7/16" - 12	1.5/16" - 12	30,0	47,0	35	38
0532431-20-20	1.11/16" - 12	1.5/8" - 12	32,0	48,5	44	50

If You wish to order a fitting/ ferrule/ adaptor in stainless, please add at the end of code.SS



0562409

90° ELBOW ADJUSTABLE ADAPTOR ORFS MALE (SAE J1453)
BSP OR BOSS MALE (ISO 1179)

PART. REF.	THREADS		DIMENSION (mm)			
	T ₁ (UNF/S-UN)	T ₂ (BSPP)	L ₁	L ₂	H ₁	H ₃
0562409-04-04	9/16" - 18	1/4" - 19	21,5	32,0	14	19
0562409-04-06	9/16" - 18	3/8" - 19	23,5	36,5	19	22
0562409-06-04	11/16" - 16	1/4" - 19	25,0	32,0	19	19
0562409-06-06	11/16" - 16	3/8" - 19	25,0	36,5	19	22,
0562409-06-08	11/16" - 16	1/2" - 14	27,0	43,0	22	27
0562409-08-06	13/16" - 16	3/8" - 19	28,0	36,5	19	22
0562409-08-08	13/16" - 16	1/2" - 14	28,0	43,0	22	27
0562409-08-12	13/16" - 16	3/4" - 14	33,5	48,0	30	32
0562409-10-08	1" - 14	1/2" - 14	33,5	48,0	27	27
0562409-10-12	1" - 14	3/4" - 14	33,5	48,0	27	32
0562409-12-12	1.3/16" - 12	3/4" - 14	37,5	48,0	30	32
0562409-12-16	1.3/16" - 12	1" - 11	38,0	56,0	33	41
0562409-16-16	1.7/16" - 12	1" - 11	41,5	56,0	36	41
0562409-20-20	1.11/16" - 12	1.1/4" - 11	44,5	58,0	41	50

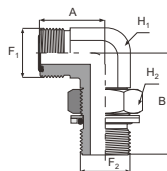
If You wish to order a fitting/ ferrule/ adaptor in stainless, please add at the end of code.SS

ADAPTORS

ORFS ADAPTORS

0562419

ORFS MALE (SAE J1453)
METRIC ADJUSTABLE MALE (ISO 6149-2), 90° ELBOW

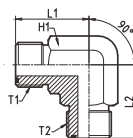


PART. REF.	THREADS		DIMENSION (mm)			
	F ₁ (UNF)	F ₂ (METRIC)	A	B	H ₁	H ₂
0562419-04-12	9/16" - 18	M12x1,5	21,5	32,5	14	19
0562419-06-16	11/16" - 16	M16x1,5	25,0	37,0	19	22
0562419-08-18	13/16" - 16	M18x1,5	28,0	40,5	19	27
0562419-10-22	1" - 14	M22x1,5	33,5	50,0	27	30
0562419-12-27	1.3/16" - 12	M27x2,0	37,5	55,0	32	36
0562419-16-33	1.7/16" - 12	M33x2,0	42,0	60,0	36	41
0562419-20-42	1.11/16" - 12	M42x2,0	45,0	62,0	41	55
0562419-24-48	2" - 12	M48x2,0	49,0	66,0	50	60

If You wish to order a fitting/ ferrule/ adaptor in stainless, please add at the end of code.SS

0562424

90° ELBOW ADAPTOR ORFS MALE (SAE J1453)

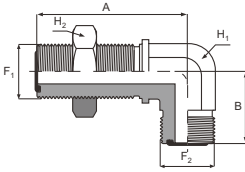


PART. REF.	THREADS		DIMENSION (mm)		
	T ₁ (UNF/S-UN)	T ₂ (UNF/S-UN)	L ₁	L ₂	H ₁
0562424-04-04	9/16" - 18	9/16" - 18	21,5	21,5	14
0562424-06-06	11/16" - 16	11/16" - 16	25,0	25,0	19
0562424-08-08	13/16" - 16	13/16" - 16	28,0	28,0	19
0562424-10-10	1" - 14	1" - 14	33,5	33,5	27
0562424-12-12	1.3/16" - 12	1.3/16" - 12	37,5	37,5	30
0562424-16-16	1.7/16" - 12	1.7/16" - 12	41,5	41,5	36
0562424-20-20	1.11/16" - 12	1.11/16" - 12	44,5	44,5	41
0562424-24-24	2" - 12	2" - 12	49,0	49,0	50

If You wish to order a fitting/ ferrule/ adaptor in stainless, please add at the end of code.SS

ADAPTORS

ORFS ADAPTORS

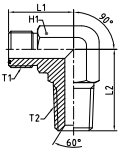


0562427

ORFS MALE (SAE J1453)
ORFS BULKHEAD MALE, 90° ELBOW

PART. REF.	THREADS		DIMENSION (mm)			
	F ₁ (UNF)	F ₂ (UNF/S-UN)	A	B	H ₁	H ₂
0562427-10-10	1" - 14	1" - 14	34,5	63,0	27	30
0562427-12-12	1.3/16" - 12	1.3/16" - 12	38,5	67,0	30	36
0562427-16-16	1.7/16" - 12	1.7/16" - 12	42,5	71,0	35	41
0562427-24-24	2" - 12	2" - 12	49,5	79,5	50	55

If You wish to order a fitting/ ferrule/ adaptor in stainless, please add at the end of code.SS



0562428

90° ELBOW ADAPTOR ORFS MALE (SAE J1453)
NPTF MALE 60° CONE SEAT (SAE J514)

PART. REF.	THREADS		DIMENSION (mm)			
	T1 (UNF/S-UN)	T2 (NPTF)	L1	L2	H1	
0562428-04-04	9/16"-18	1/4"-18	21,6	28,5	14	
0562428-04-06	9/16"-18	3/8"-18	23,4	31,0	19	
0562428-06-04	11/16"-16	1/4"-18	24,9	27,7	19	
0562428-06-06	11/16"-16	3/8"-18	24,9	31,0	19	
0562428-06-08	11/16"-16	1/2"-14	29,2	37,3	22	
0562428-08-06	13/16"-16	3/8"-18	27,9	31,0	19	
0562428-08-08	13/16"-16	1/2"-14	27,9	37,3	22	
0562428-10-08	1" - 14	1/2"-14	33,3	37,3	27	
0562428-10-12	1" - 14	3/4"-14	33,3	40,4	27	
0562428-12-12	1.3/16"-12	3/4"-14	37,3	40,4	30	
0562428-16-16	1.7/16"-12	1" - 11,5	41,7	50,0	36	
0562428-20-20	1.11/16"-12	1 1/4" - 11,5	44,7	60,5	41	

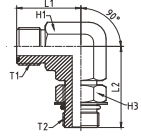
If You wish to order a fitting/ ferrule/ adaptor in stainless, please add at the end of code.SS

ADAPTORS

ORFS ADAPTORS

0562431

90° ELBOW ADJUSTABLE ADAPTOR ORFS MALE (SAE J1453)
SAE MALE O-RING BOSS TYPE (SAE J1926)

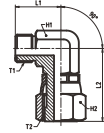


PART. REF.	THREADS		DIMENSION (mm)			
	T ₁ (UNF/S-UN)	T ₂ (UNF)	L ₁	L ₂	H ₁	H ₂
0562431-04-04	9/16" - 18	7/16" - 20	21,5	26,0	14	16
0562431-04-06	9/16" - 18	9/16" - 18	21,5	31,5	14	19
0562431-06-06	11/16" - 16	9/16" - 18	25,0	34,5	19	19
0562431-08-08	13/16" - 16	3/4" - 16	28,0	36,5	19	24
0562431-10-10	1" - 14	7/8" - 14	33,5	45,5	27	27
0562431-12-12	1.3/16" - 12	1.1/16" - 12	37,5	52,0	32	32
0562431-16-16	1.7/16" - 12	1.5/16" - 12	41,5	57,0	36	38
0562431-20-20	1.11/16" - 12	1.5/8" - 12	44,5	57,0	41	50

If You wish to order a fitting/ ferrule/ adaptor in stainless, please add at the end of code.SS

0582424

90° ELBOW ADAPTOR ORFS MALE-ORFS FEMALE (SAE J1453)

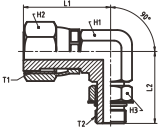


PART. REF.	THREADS		DIMENSION (mm)			
	T ₁ (UNF/S-UN)	T ₂ (UNF/S-UN)	L ₁	L ₂	H ₁	H ₂
0582424-04-04	9/16" - 18	9/16" - 18	21,5	26,5	14	19
0582424-06-06	11/16" - 16	11/16" - 16	25,0	29,0	19	22
0582424-08-08	13/16" - 16	13/16" - 16	28,0	38,0	19	24
0582424-10-10	1" - 14	1" - 14	33,5	41,0	27	30
0582424-12-12	1.3/16" - 12	1.3/16" - 12	37,5	46,5	30	36
0582424-16-16	1.7/16" - 12	1.7/16" - 12	41,5	53,5	35	41
0582424-20-20	1.11/16" - 12	1.11/16" - 12	44,5	58,0	41	50

If You wish to order a fitting/ ferrule/ adaptor in stainless, please add at the end of code.SS

ADAPTORS

ORFS ADAPTORS

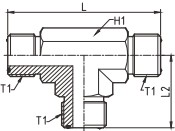


0583124

90° ELBOW ADJUSTABLE ADAPTOR ORFS FEMALE (SAE J1453)
SAE OR BOSS MALE (SAE J1926)

PART. REF.	THREADS		DIMENSION (mm)				
	T ₁ (UNF/S-UN)	T ₂ (UNF)	L ₁	L ₂	H ₁	H ₂	H ₃
0583124-04-04	9/16" - 18	7/16" - 20	26,5	30,0	14	19	16
0583124-06-06	11/16" - 16	9/16" - 18	29,0	37,0	19	22	19
0583124-08-08	13/16" - 16	3/4" - 16	34,0	40,5	19	24	24
0583124-10-10	1" - 14	7/8" - 14	41,0	47,0	27	30	27
0583124-12-12	1.3/16" - 12	1.1/16" - 12	46,5	52,0	32	36	32
0583124-16-16	1.7/16" - 12	1.5/16" - 12	51,0	57,0	36	41	38
0583124-20-20	1.11/16" - 12	1.5/8" - 12	58,0	62,0	41	50	50

If You wish to order a fitting/ ferrule/ adaptor in stainless, please add at the end of code.SS



0702424

UNION TEE ORFS MALE (SAE J1453)

PART. REF.	THREADS	DIMENSION (mm)		
		L	L ₂	H ₁
0702424-04-04	9/16" - 18	43,0	21,5	14
0702424-06-06	11/16" - 16	50,0	25,0	19
0702424-08-08	13/16" - 16	56,0	28,0	19
0702424-10-10	1" - 14	66,5	33,5	27
0702424-12-12	1.3/16" - 12	75,0	37,5	32
0702424-16-16	1.7/16" - 12	83,5	41,5	36
0702424-20-20	1.11/16" - 12	89,5	44,5	41
0702424-24-24	2" - 12	97,5	48,5	50

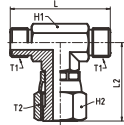
If You wish to order a fitting/ ferrule/ adaptor in stainless, please add at the end of code.SS

ADAPTORS

ORFS ADAPTORS

0712424

BRANCH TEE ORFS MALE
ORFS FEMALE (SAE J1453)

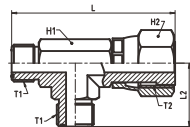


PART. REF.	THREADS		DIMENSION (mm)			
	T ₁ (UNF/S-UN)	T ₂ (UNF/S-UN)	L	L ₂	H ₁	H ₂
0712424-04-04	9/16" - 18	9/16" - 18	43,0	26,5	14	19
0712424-06-06	11/16" - 16	11/16" - 16	50,0	29,0	19	22
0712424-08-08	13/16" - 16	13/16" - 16	56,0	38,0	19	24
0712424-10-10	1" - 14	1" - 14	67,0	41,0	27	30
0712424-12-12	1.3/16" - 12	1.3/16" - 12	75,0	46,5	27	36
0712424-16-16	1.7/16" - 12	1.7/16" - 12	83,0	53,5	36	41
0712424-20-20	1.11/16" - 12	1.11/16" - 12	89,0	58,0	41	50

If You wish to order a fitting/ ferrule/ adaptor in stainless, please add at the end of code.SS

0722424

RUN TEE ORFS MALE
ORFS FEMALE (SAE J1453)

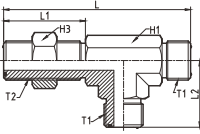


PART. REF.	THREADS		DIMENSION (mm)			
	T ₁ (UNF/S-UN)	T ₂ (UNF/S-UN)	L	L ₂	H ₁	H ₂
0722424-04-04	9/16" - 18	9/16" - 18	48,0	21,5	14	19
0722424-06-06	11/16" - 16	11/16" - 16	54,0	25,0	19	22
0722424-08-08	13/16" - 16	13/16" - 16	66,0	28,0	19	24
0722424-10-10	1" - 14	1" - 14	74,5	33,5	27	30
0722424-12-12	1.3/16" - 12	1.3/16" - 12	84,0	37,5	27	36
0722424-16-16	1.7/16" - 12	1.7/16" - 12	95,0	41,5	36	41
0722424-20-20	1.11/16" - 12	1.11/16" - 12	102,5	44,5	41	50

If You wish to order a fitting/ ferrule/ adaptor in stainless, please add at the end of code.SS

ADAPTORS

ORFS ADAPTORS

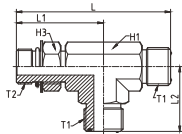


0762427

RUN TEE BULKHEAD ORFS MALE (SAE J1453)

PART. REF.	THREADS		DIMENSION (mm)				
	T ₁ (UNF/S-UN)	T ₂ (UNF/S-UN)	L	L ₁	L ₂	H ₁	H ₂
0762427-04-04	9/16" - 18	9/16" - 18	69,0	47,0	22,5	14	22
0762427-06-06	11/16" - 16	11/16" - 16	78,0	52,0	26,0	19	27
0762427-08-08	13/16" - 16	13/16" - 16	84,5	55,5	29,0	19	30
0762427-10-10	1" - 14	1" - 14	97,5	63,0	34,5	27	35
0762427-12-12	1.3/16" - 12	1.3/16" - 12	110,0	67,5	38,5	32	38
0762427-16-16	1.7/16" - 12	1.7/16" - 12	113,5	71,0	42,5	36	46
0762427-20-20	1.11/16" - 12	1.11/16" - 12	120,5	75,5	45,5	41	50

If You wish to order a fitting/ ferrule/ adaptor in stainless, please add at the end of code.SS



0762431

RUN TEE ADJUSTABLE ORFS MALE (SAE J1453)
SAE MALE O-RING BOSS TYPE (SAE J1926)

PART. REF.	THREADS		DIMENSION (mm)				
	T ₁ (UNF/S-UN)	T ₂ (UNF)	L	L ₁	L ₂	H ₁	H ₂
0762431-04-04	9/16" - 18	7/16" - 20	48,0	26,5	21,5	14	16
0762431-06-06	11/16" - 16	9/16" - 18	59,5	34,5	25,0	19	19
0762431-08-08	13/16" - 16	3/4" - 16	64,5	36,5	28,0	19	24
0762431-10-10	1" - 14	7/8" - 14	79,0	45,5	33,5	27	27
0762431-12-12	1.3/16" - 12	1.1/16" - 12	89,5	52,0	37,5	27	32
0762431-16-16	1.7/16" - 12	1.5/16" - 12	98,5	57,0	41,5	36	38
0762431-20-20	1.11/16" - 12	1.5/8" - 12	105,5	61,0	44,5	41	50

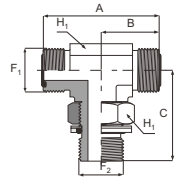
If You wish to order a fitting/ ferrule/ adaptor in stainless, please add at the end of code.SS

ADAPTORS

ORFS ADAPTORS

0782409

BRANCH TEE ORFS MALE (SAE J1453)
BSP MALE O'RING BOSS TYPE (ISO1179-3)

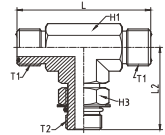


PART. REF.	THREADS		DIMENSION (mm)				
	F ₁ (UNF/S-UN)	F ₂ (BSP)	A	B	C	H ₁	H ₂
0782409-04-04	9/16" - 18	1/4" - 19	47,0	23,5	35,0	14	19
0782409-06-04	11/16" - 16	1/4" - 19	50,0	25,0	36,0	19	19
0782409-06-06	11/16" - 16	3/8" - 19	53,0	26,5	38,0	19	22
0782409-08-06	13/16" - 16	3/8" - 19	56,0	28,0	38,0	19	22
0782409-08-08	13/16" - 16	1/2" - 14	62,0	31,0	48,0	19	27
0782409-10-08	1" - 14	1/2" - 14	67,0	33,5	48,0	27	27
0782409-10-12	1" - 14	3/4" - 14	72,0	36,0	51,5	27	32
0782409-12-12	1.3/16" - 12	3/4" - 14	75,0	37,5	51,5	32	32
0782409-16-16	1.7/16" - 12	1" - 11	84,0	42,0	58,0	36	41

If You wish to order a fitting/ ferrule/ adaptor in stainless, please add at the end of code.SS

0782431

BRANCH TEE ADJUSTABLE ORFS MALE (SAE J1453)
SAE MALE O-RING BOSS TYPE (SAE J1926)

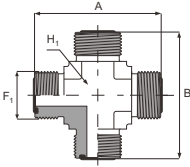


PART. REF.	THREADS		DIMENSION (mm)			
	T ₁ (UNF/S-UN)	T ₂ (UNF)	L	L ₂	H ₁	H ₃
0782431-04-04	9/16" - 18	7/16" - 20	43,0	26,0	14	16
0782431-06-06	11/16" - 16	9/16" - 18	50,0	34,5	19	19
0782431-08-08	13/16" - 16	3/4" - 16	56,0	36,5	19	24
0782431-10-10	1" - 14	7/8" - 14	66,5	45,5	27	27
0782431-12-12	1.3/16" - 12	1.1/16" - 12	75,0	52,0	36	32
0782431-16-16	1.7/16" - 12	1.5/16" - 12	83,5	57,0	36	38
0782431-20-20	1.1/16" - 12	1.5/8" - 12	89,5	61,0	41	50

If You wish to order a fitting/ ferrule/ adaptor in stainless, please add at the end of code.SS

ADAPTORS

ORFS ADAPTORS



0902424

EQUAL CROSS ORFS MALE (SAE J1453)

PART. REF.	THREADS	DIMENSION (mm)		
	F ₁ (UNF/S-UN)	A	B	H ₁
0902424-04-04	9/16" - 18	43,0	21,5	14
0902424-06-06	11/16" - 16	50,0	25,0	19
0902424-08-08	13/16" - 16	56,0	28,0	19
0902424-10-10	1" - 14	67,0	33,5	27
0902424-12-12	1.3/16" - 12	75,0	37,5	32
0902424-16-16	1.7/16" - 12	84,0	42,0	36
0902424-20-20	1.11/16" - 12	90,0	45,0	41
0902424-24-24	2" - 12	98,0	49,0	50

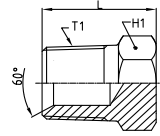
If You wish to order a fitting/ ferrule/ adaptor in stainless, please add at the end of code.55

ADAPTORS

NPTF - NPSM ADAPTORS

0402800

MALE PLUG NPTF 60° CONE SEAT (SAE J514)

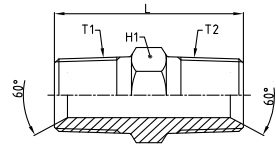


PART. REF.	THREADS	DIMENSION (mm)			
	T1 (NPTF)	L	H1		
0402800-02	1/8"-27	15,2	11		
0402800-04	1/4"-18	21,6	16		
0402800-06	3/8"-18	21,6	19		
0402800-08	1/2"-14	27,9	22		
0402800-12	3/4"-14	29,7	27		
0402800-16	1"-11,5	34,5	33		
0402800-20	1 1/4"-11,5	37,3	44		
0402800-24	1 1/2"-11,5	39,9	50		

If You wish to order a fitting/ ferrule/ adaptor in stainless, please add at the end of code.SS

0502828

STRAIGHT ADAPTOR NPTF MALE 60° CONE SEAT (SAE J514)

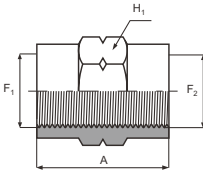


PART. REF.	THREADS		DIMENSION (mm)			
	T1 (NPTF)	T2 (NPTF)	L	H1		
0502828-02-02	1/8"-27	1/8"-27	26,9	11		
0502828-02-04	1/8"-27	1/4"-18	32,0	16		
0502828-04-04	1/4"-18	1/4"-18	36,8	16		
0502828-04-06	1/4"-18	3/8"-18	36,8	19		
0502828-06-06	3/8"-18	3/8"-18	36,8	19		
0502828-06-08	3/8"-18	1/2"-14	43,2	22		
0502828-08-08	1/2"-14	1/2"-14	48,0	22		
0502828-08-12	1/2"-14	3/4"-14	49,8	27		
0502828-12-12	3/4"-14	3/4"-14	49,8	27		
0502828-12-16	3/4"-14	1"-11,5	54,5	35		
0502828-16-16	1"-11,5	1"-11,5	59,4	35		
0502828-20-20	1 1/4"-11,5	1 1/4"-11,5	63,0	44		
0502828-24-24	1 1/2"-11,5	1 1/2"-11,5	66,3	50		

If You wish to order a fitting/ ferrule/ adaptor in stainless, please add at the end of code.SS

ADAPTORS

NPTF - NPSM ADAPTORS

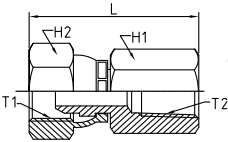


0512828

NPTF FIXED FEMALE (SAE J476A)

PART. REF.	THREADS		DIMENSION (mm)	
	F1 (NPTF)	F2 (NPTF)	A	H1
0512828-02-02	1/8" - 27	1/8" - 27	20,0	14
0512828-02-04	1/4" - 18	1/8" - 27	30,0	14
0512828-04-04	1/4" - 18	1/4" - 18	30,0	19
0512828-04-06	3/8" - 18	1/4" - 18	30,0	19
0512828-06-06	3/8" - 18	3/8" - 18	30,0	24
0512828-06-08	1/2" - 14	3/8" - 18	38,0	24
0512828-08-08	1/2" - 14	1/2" - 14	38,0	27
0512828-12-12	3/4" - 14	3/4" - 14	40,0	36
0512828-16-16	1" - 11 1/2	1" - 11 1/2	48,0	41
0512828-20-20	1 1/4" - 11 1/2	1 1/4" - 11 1/2	60,0	50
0512828-24-24	1 1/2" - 11 1/2	1 1/2" - 11 1/2	60,0	60

If You wish to order a fitting/ ferrule/ adaptor in stainless, please add at the end of code.SS



0512834

STRAIGHT ADAPTOR NPSM SWIVEL FEMALE 60° CONE (SAE J514)
NPTF FIXED FEMALE (SAE J514)

PART. REF.	THREADS		DIMENSION (mm)			
	T1 (NPSM)	T2 (NPTF)	L	H1	H2	
0512834-04-04	1/4"-18	1/4"-18	36,0	19	19	
0512834-04-06	1/4"-18	3/8"-18	37,6	22	19	
0512834-06-06	3/8"-18	3/8"-18	38,1	22	22	
0512834-06-08	3/8"-18	1/2"-14	43,7	27	22	
0512834-08-08	1/2"-14	1/2"-14	46,7	27	27	
0512834-12-12	3/4"-14	3/4"-14	50,0	32	32	
0512834-16-16	1"-11,5	1"-11,5	59,7	38	38	
0512834-20-20	1 1/4"-11,5	1 1/4"-11,5	61,0	50	50	
0512834-24-24	1 1/2"-11,5	1 1/2"-11,5	64,0	54	54	

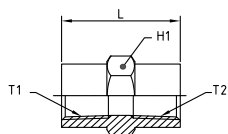
If You wish to order a fitting/ ferrule/ adaptor in stainless, please add at the end of code.SS

ADAPTORS

NPTF - NPSM ADAPTORS

0513434

STRAIGHT ADAPTOR NPTF FIXED FEMALE (SAE J514)

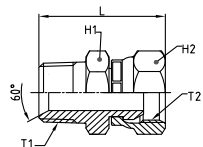


PART. REF.	THREADS		DIMENSION (mm)			
	T1 (NPTF)	T2 (NPTF)	L	H1		
0513434-02-02	1/8"-27	1/8"-27	19,0	16		
0513434-04-04	1/4"-18	1/4"-18	28,7	19		
0513434-06-06	3/8"-18	3/8"-18	28,7	22		
0513434-08-08	1/2"-14	1/2"-14	38,1	27		
0513434-12-12	3/4"-14	3/4"-14	38,9	35		
0513434-16-16	1"-11,5	1"-11,5	48,0	41		
0513434-20-20	1 1/4"-11,5	1 1/4"-11,5	49,0	50		
0513434-24-24	1 1/2"-11,5	1 1/2"-11,5	49,0	60		

If you wish to order a fitting/ ferrule/ adaptor in stainless, please add at the end of code.SS

0522828

STRAIGHT ADAPTOR NPTF MALE 60° CONE SEAT (SAE J514)
NPSM SWIVEL FEMALE 60° CONE (SAE J514)



PART. REF.	THREADS		DIMENSION (mm)			
	T1 (NPTF)	T2 (NPSM)	L	H1	H2	
05228 28-02-04	1/8"-27	1/4"-18	31,5	17	19	
05228 28-04-04	1/4"-18	1/4"-18	36,0	17	19	
05228 28-04-06	1/4"-18	3/8"-18	38,6	19	22	
05228 28-06-04	3/8"-18	1/4"-18	37,9	19	19	
05228 28-06-06	3/8"-18	3/8"-18	38,6	22	22	
05228 28-08-06	1/2"-14	3/8"-18	45,0	22	22	
05228 28-08-08	1/2"-14	1/2"-14	48,0	27	27	
052282 8-08-12	1/2"-14	3/4"-14	53,1	32	32	
052282 8-12-08	3/4"-14	1/2"-14	49,0	27	27	
0522828-12-12	3/4"-14	3/4"-14	53,3	32	32	
0522828-12-16	3/4"-14	1"-11,5	54,9	38	38	
0522828-16-12	1"-11,5	3/4"-14	58,2	38	32	
0522828-16-16	1"-11,5	1"-11,5	59,7	38	38	
0522828-20-20	1 1/4"-11,5	1 1/4"-11,5	64,0	44	50	
0522828-24-24	1 1/2"-11,5	1 1/2"-11,5	68,3	54	54	

If you wish to order a fitting/ ferrule/ adaptor in stainless, please add at the end of code.SS

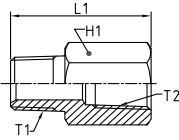
ADAPTORS

NPTF - NPSM ADAPTORS

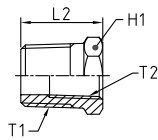
0522834

INCREASE ADAPTOR / REDUCER BUSHING
NPTF MALE - NPTF FIXED FEMALE (SAE J514)

INCREASE ADAPTOR



REDUCER BUSHING



PART. REF.	THREADS		DIMENSION (mm)			
	T1 (NPTF)	T2 (NPTF)	L1	L2	H1	
05228 34-02-04	1/8"-27	1/4"-18	30,7	-	19	
05228 34-04-02	1/4"-18	1/8"-27	-	21,6	16	
05228 34-04-06	1/4"-18	3/8"-18	36,6	-	22	
05228 34-06-04	3/8"-18	1/4"-18	-	21,6	19	
05228 34-06-08	3/8"-18	1/2"-14	42,7	-	27	
05228 34-08-04	1/2"-14	1/4"-18	-	27,9	22	
05228 34-08-06	1/2"-14	3/8"-18	-	27,9	22	
052283 4-08-12	1/2"-14	3/4"-14	49,0	-	35	
052283 4-12-06	3/4"-14	3/8"-18	-	29,7	27	
052283 4-12-08	3/4"-14	1/2"-14	-	29,7	27	
0522834-12-16	3/4"-14	1"-11,5	55,4	-	41	
0522834-16-12	1"-11,5	3/4"-14	-	34,5	35	
0522834-16-20	1"-11,5	1 1/4"-11,5	62,5	-	50	
0522834-20-16	1 1/4"-11,5	1"-11,5	-	37,3	44	
0522834-20-24	1 1/4"-11,5	1.1/2"-11,5	63,5	-	60	
0522834-24-20	1 1/2"-11,5	1 1/4"-11,5	-	39,9	50	

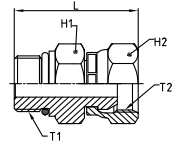
If You wish to order a fitting/ ferrule/ adaptor in stainless, please add at the end of code.SS

ADAPTORS

NPTF - NPSM ADAPTORS

0523028

STRAIGHT ADAPTOR SAE MALE O-RING BOSS TYPE (SAE J1926)
NPSM SWIVEL FEMALE 60° CONE (SAE J514)

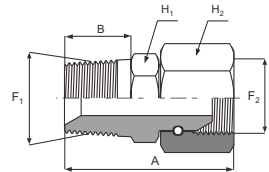


PART. REF.	THREADS		DIMENSION (mm)			
	T1 (UNF)	T2 (NPSM)	L	H1	H2	
05230 28-04-04	7/16"-20	1/4"-18	33,0	14	19	
05230 28-05-04	1/2"-20	1/4"-18	32,5	16	19	
05230 28-06-04	9/16"-18	1/4"-18	33,8	19	19	
05230 28-06-06	9/16"-18	3/8"-18	35,3	19	22	
05230 28-08-06	3/4"-16	3/8"-18	36,8	22	22	
05230 28-08-08	3/4"-16	1/2"-14	40,1	22	27	
052302 8-08-12	3/4"-16	3/4"-14	44,7	27	32	
052302 8-10-08	7/8"-14	1/2"-14	42,7	27	27	
0523028-10-12	7/8"-14	3/4"-14	46,5	27	32	
0523028-12-12	1 1/16"-12	3/4"-14	49,5	32	32	
0523028-16-16	1.5/16"-12	1"-11,5	52,3	38	38	

If You wish to order a fitting/ ferrule/ adaptor in stainless, please add at the end of code.SS

0523528

NPT MALE - NPSM SWIVEL FEMALE

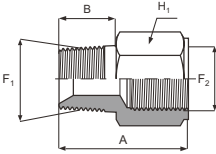


PART. REF.	THREADS		DIMENSION (mm)			
	F1 (NPT)	F2 (NPSM)	A	B	H1	H2
0523528-12-08	3/4" - 14	1/2" - 14	49,0	19,0	21	23
0523528-12-12	3/4" - 14	3/4" - 14	43,0	20,0	21	23
0523528-12-16	3/4" - 14	1" - 11 1/2	46,0	20,0	38	41
0523528-16-12	1" - 11 1/2	3/4" - 14	59,0	25,0	38	41
0523528-16-16	1" - 11 1/2	1" - 11 1/2	48,0	24,0	34	47
0523528-20-20	1 1/4" - 11 1/2	1 1/4" - 11 1/2	64,0	30,0	50	52
0523528-24-24	1 1/2" - 11 1/2	1 1/2" - 11 1/2	73,5	34,0	55	58

If You wish to order a fitting/ ferrule/ adaptor in stainless, please add at the end of code.SS

ADAPTORS

NPTF - NPSM ADAPTORS

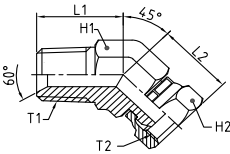


0523535

NPT MALE - NPT FEMALE

PART. REF.	THREADS		DIMENSION (mm)		
	F ₁ (NPT)	F ₂ (NPT)	A	B	H ₁
0523535-02-02	1/8" - 27	1/8" - 27	26,0	10,5	19
0523535-04-02	1/4" - 18	1/8" - 27	22,0	14,0	19
0523535-04-04	1/4" - 18	1/4" - 18	33,0	14,0	19
0523535-06-02	3/8" - 18	1/8" - 27	21,0	14,0	19
0523535-06-04	3/8" - 18	1/4" - 18	21,0	14,0	19
0523535-06-06	3/8" - 18	3/8" - 18	34,0	14,0	21
0523535-08-02	1/2" - 14	1/8" - 27	27,0	19,0	19
0523535-08-04	1/2" - 14	1/4" - 18	27,0	19,0	17
0523535-08-06	1/2" - 14	3/8" - 18	27,0	19,0	21
0523535-08-08	1/2" - 14	1/2" - 14	45,5	19,0	21
0523535-12-04	3/4" - 14	1/4" - 18	30,0	19,0	26
0523535-12-06	3/4" - 14	3/8" - 18	25,0	20,0	26

If You wish to order a fitting/ ferrule/ adaptor in stainless, please add at the end of code.SS



0552828

45° ELBOW ADAPTOR NPTF MALE 60° CONE SEAT (SAE J514)
NPSM SWIVEL FEMALE 60° CONE (SAE J514)

PART. REF.	THREADS		DIMENSION (mm)			
	T1 (NPTF)	T2 (NPSM)	L1	L2	H1	H2
0552828-04-04	1/4"-18	1/4"-18	21,8	23,4	14	19
0552828-06-06	3/8"-18	3/8"-18	24,1	25,9	19	22
0552828-06-08	3/8"-18	1/2"-14	24,9	29,5	22	27
0552828-08-08	1/2"-14	1/2"-14	29,7	29,5	22	27
0552828-12-12	3/4"-14	3/4"-14	30,5	34,8	27	32
0552828-16-16	1"-11,5	1"-11,5	37,6	38,1	33	38
0552828-20-20	1 1/4"-11,5	1 1/4"-11,5	42,4	41,9	41	50

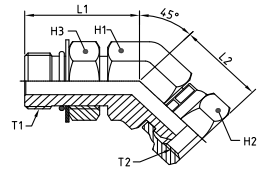
If You wish to order a fitting/ ferrule/ adaptor in stainless, please add at the end of code.SS

ADAPTORS

NPTF - NPSM ADAPTORS

0553128

45° ELBOW ADJUSTABLE ADAPTOR SAE MALE O-RING BOSS TYPE (SAE J1926) NPSM SWIVEL FEMALE 60° CONE (SAE J514)

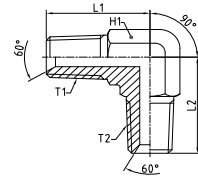


PART. REF.	THREADS		DIMENSION (mm)				
	T1 (UNF)	T2 (NPSM)	L1	L2	H1	H2	H3
0553128-04-06	7/16"-20	3/8"-18	27,4	26,4	19	22	16
0553128-08-06	3/4"-16	3/8"-18	33,0	27,2	19	22	22
0553128-08-08	3/4"-16	1/2"-14	33,0	29,7	19	27	22
0553128-08-12	3/4"-16	3/4"-14	36,0	34,8	27	32	22
0553128-10-08	7/8"-14	1/2"-14	38,6	29,5	22	27	27
0553128-12-12	1 1/16"-12	3/4"-14	43,9	34,8	27	32	32
0553128-16-16	1.5/16"-12	1"-11,5	47,2	38,1	33	38	38

If You wish to order a fitting/ ferrule/ adaptor in stainless, please add at the end of code.SS

0562828

90° ELBOW ADAPTOR NPTF MALE 60° CONE SEAT (SAE J514)

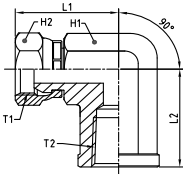


PART. REF.	THREADS		DIMENSION (mm)				
	T1 (NPTF)	T2 (NPTF)	L1	L2	H1		
0562828-02-02	1/8"-27	1/8"-27	19,8	19,8	11		
0562828-04-04	1/4"-18	1/4"-18	27,7	27,7	14		
0562828-04-06	1/4"-18	3/8"-18	31,0	31,0	19		
0562828-06-06	3/8"-18	3/8"-18	31,0	31,0	19		
0562828-06-08	3/8"-18	1/2"-14	32,5	37,3	22		
0562828-08-08	1/2"-14	1/2"-14	37,3	37,3	22		
0562828-12-12	3/4"-14	3/4"-14	40,4	40,4	27		
0562828-16-16	1"-11.1/2	1"-11.1/2	50,0	50,0	33		
0562828-20-20	1 1/4"-11.1/2	1 1/4"-11.1/2	60,5	60,5	41		

If You wish to order a fitting/ ferrule/ adaptor in stainless, please add at the end of code.SS

ADAPTORS

NPTF - NPSM ADAPTORS

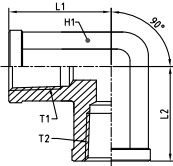


0572834

90° ELBOW ADAPTOR NPSM SWIVEL FEMALE 60° CONE (SAE J514)
NPTF FIXED FEMALE (SAE J514)

PART. REF.	THREADS		DIMENSION (mm)				
	T1 (NPSM)	T2 (NPTF)	L1	L2	H1	H2	
0572834-04-04	1/4"-18	1/4"-18	30,0	22,4	19	19	
0572834-06-06	3/8"-18	3/8"-18	32,3	25,9	22	22	
0572834-08-08	1/2"-14	1/2"-14	38,6	31,2	27	27	
0572834-12-12	3/4"-14	3/4"-14	46,2	34,5	33	32	
0572834-16-16	1"-11,5	1"-11,5	52,8	41,5	41	38	
0572834-20-20	1 1/4"-11,5	1 1/4"-11,5	57,2	43,2	48	50	
0572834-24-24	1 1/2"-11,5	1 1/2"-11,5	71,9	52,8	65	54	

If You wish to order a fitting/ ferrule/ adaptor in stainless, please add at the end of code.SS



0573434

90° ELBOW ADAPTOR NPTF FIXED FEMALE (SAE J514)

PART. REF.	THREADS		DIMENSION (mm)				
	T1 (NPTF)	T2 (NPTF)	L1	L2	H1		
0573434-02-02	1/8"-27	1/8"-27	16,8	16,8	14		
0573434-02-04	1/8"-27	1/4"-18	22,4	22,4	19		
0573434-04-04	1/4"-18	1/4"-18	22,4	22,4	19		
0573434-06-06	3/8"-18	3/8"-18	25,9	25,9	22		
0573434-06-08	3/8"-18	1/2"-14	31,2	31,2	27		
0573434-08-08	1/2"-14	1/2"-14	31,2	31,2	27		
0573434-12-12	3/4"-14	3/4"-14	34,5	34,5	33		
0573434-16-16	1"-11,5	1"-11,5	41,2	41,2	41		
0573434-20-20	1 1/4"-11,5	1 1/4"-11,5	43,2	43,2	48		
0573434-24-24	1 1/2"-11,5	1 1/2"-11,5	52,8	52,8	65		

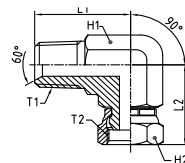
If You wish to order a fitting/ ferrule/ adaptor in stainless, please add at the end of code.SS

ADAPTORS

NPTF - NPSM ADAPTORS

0582828

90° ELBOW ADAPTOR NPTF MALE 60° CONE SEAT (SAE J514)
NPSM SWIVEL FEMALE 60° CONE (SAE J514)



PART. REF.	THREADS		DIMENSION (mm)				
	T1 (NPTF)	T2 (NPSM)	L1	L2	H1	H2	
0582828-04-04	1/4"-18	1/4"-18	27,7	27,2	14	19	
0582828-04-06	1/4"-18	3/8"-18	31,0	30,5	19	22	
0582828-06-04	3/8"-18	1/4"-18	31,0	29,5	19	19	
0582828-06-06	3/8"-18	3/8"-18	31,0	30,5	19	22	
0582828-06-08	3/8"-18	1/2"-14	32,5	35,3	22	27	
0582828-08-06	1/2"-14	3/8"-18	37,3	31,8	22	22	
0582828-08-08	1/2"-14	1/2"-14	37,3	35,3	22	27	
0582828-12-12	3/4"-14	3/4"-14	40,4	41,9	27	32	
0582828-16-16	1"-11,5	1"-11,5	50,0	48,0	33	38	
0582828-20-20	1 1/4"-11,5	1 1/4"-11,5	60,5	54,6	41	50	
0582828-24-24	1 1/2"-11,5	1 1/2"-11,5	67,0	58,7	48	54	

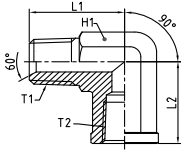
If You wish to order a fitting/ ferrule/ adaptor in stainless, please add at the end of code.SS

ADAPTORS

NPTF - NPSM ADAPTORS

0582834

90° ELBOW ADAPTOR NPTF MALE 60° CONE SEAT (SAE J514)
NPTF FIXED FEMALE (SAE J514)



PART. REF.	THREADS		DIMENSION (mm)			
	T1 (NPTF)	T2 (NPTF)	L1	L2	H1	
0582834-02-02	1/8"-27	1/8"-27	19,8	16,8	14	
0582834-02-04	1/8"-27	1/4"-18	22,9	22,4	19	
0582834-04-02	1/4"-18	1/8"-27	27,7	17,0	14	
0582834-04-04	1/4"-18	1/4"-18	27,7	22,4	19	
0582834-04-06	1/4"-18	3/8"-18	31,0	25,9	22	
0582834-06-04	3/8"-18	1/4"-18	31,0	25,7	19	
0582834-06-06	3/8"-18	3/8"-18	31,0	25,9	22	
0582834-06-08	3/8"-18	1/2"-14	32,5	31,2	27	
0582834-08-06	1/2"-14	3/8"-18	37,3	25,9	22	
0582834-08-08	1/2"-14	1/2"-14	37,3	31,2	27	
0582834-12-12	3/4"-14	3/4"-14	40,4	34,5	33	
0582834-16-16	1"-11,5	1"-11,5	50,0	41,2	41	
0582834-20-20	1 1/4"-11,5	1 1/4"-11,5	60,5	43,2	48	
0582834-24-24	1 1/2"-11,5	1 1/2"-11,5	67,0	52,8	65	

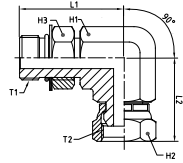
If You wish to order a fitting/ ferrule/ adaptor in stainless, please add at the end of code.SS

ADAPTORS

NPTF - NPSM ADAPTORS

0583128

90° ELBOW ADJUSTABLE ADAPTOR SAE MALE O-RING BOSS TYPE
(SAE J1926) NPSM SWIVEL FEMALE 60° CONE (SAE J514)

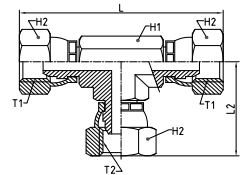


PART. REF.	THREADS		DIMENSION (mm)				
	T1 (UNF)	T2 (NPSM)	L1	L2	H1	H2	H3
0583128-04-04	7/16"-20	1/4"-18	26,2	24,9	11	19	16
0583128-06-04	9/16"-18	1/4"-18	31,8	27,2	14	19	19
0583128-06-06	9/16"-18	3/8"-18	31,8	28,2	14	22	19
0583128-08-06	3/4"-16	3/8"-18	36,8	30,5	19	22	22
0583128-08-08	3/4"-16	1/2"-14	36,8	33,5	19	27	22
0583128-08-12	3/4"-16	3/4"-14	41,2	41,9	27	32	22
0583128-10-08	7/8"-14	1/2"-14	43,2	35,3	22	27	27
0583128-10-12	7/8"-14	3/4"-14	45,2	41,2	27	32	27
0583128-12-12	1 1/16"-12	3/4"-14	49,3	41,9	27	32	32
0583128-16-16	1.5/16"-12	1"- 11 1/2	52,0	48,0	33	38	38

If You wish to order a fitting/ ferrule/ adaptor in stainless, please add at the end of code.SS

0732828

UNION TEE NPSM SWIVEL FEMALE 60° CONE (SAE J514)

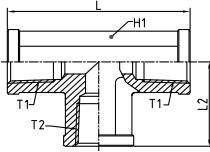


PART. REF.	THREADS		DIMENSION (mm)				
	T1 (NPSM)	T2 (NPSM)	L	L2	H1	H2	
0732828-04-04	1/4"-18	1/4"-18	54,4	27,2	14	19	
0732828-06-06	3/8"-18	3/8"-18	61,0	30,5	19	22	
0732828-08-08	1/2"-14	1/2"-14	70,6	35,3	22	27	
0732828-12-12	3/4"-14	3/4"-14	83,8	41,9	27	32	
0732828-16-16	1"-11,5	1"-11,5	96,0	48,0	33	38	
0732828-20-20	1 1/4"-11,5	1 1/4"-11,5	109,2	54,6	41	50	

If You wish to order a fitting/ ferrule/ adaptor in stainless, please add at the end of code.SS

ADAPTORS

NPTF - NPSM ADAPTORS

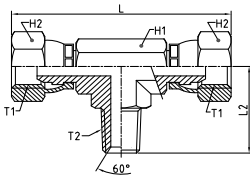


0733434

UNION TEE NPTF FIXED FEMALE (SAE J514)

PART. REF.	THREADS		DIMENSION (mm)			
	T1 (NPTF)	T2 (NPTF)	L	L2	H1	
0733434-02-02	1/8"-27	1/8"-27	33,5	16,8	14	
0733434-04-04	1/4"-18	1/4"-18	44,7	22,4	19	
0733434-06-06	3/8"-18	3/8"-18	51,8	25,9	22	
0733434-08-08	1/2"-14	1/2"-14	62,5	31,2	27	
0733434-12-12	3/4"-14	3/4"-14	69,0	34,5	33	
0733434-16-16	1"-11,1/2	1"-11,1/2	82,3	41,2	41	
0733434-20-20	1,1/4"-11,1/2	1,1/4"-11,1/2	86,4	43,2	48	
0733434-24-24	1,1/2"-11,1/2	1,1/2"-11,1/2	105,7	52,8	65	

If You wish to order a fitting/ ferrule/ adaptor in stainless, please add at the end of code.SS



0742828

BRANCH TEE NPSM SWIVEL FEMALE 60° CONE (SAE J514)
NPTF MALE 60° CONE SEAT (SAE J514)

PART. REF.	THREADS		DIMENSION (mm)			
	T1 (NPSM)	T2 (NPTF)	L	L2	H1	H2
0742828-04-04	1/4"-18	1/4"-18	54,4	27,7	14	19
0742828-06-06	3/8"-18	3/8"-18	61,0	31,0	19	22
0742828-08-08	1/2"-14	1/2"-14	70,6	37,3	22	27
0742828-12-12	3/4"-14	3/4"-14	83,8	40,4	27	32
0742828-16-16	1"-11,5	1"-11,5	96,0	50,0	33	38
0742828-20-20	1,1/4"-11,5	1,1/4"-11,5	109,2	60,5	41	50

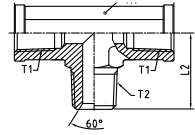
If You wish to order a fitting/ ferrule/ adaptor in stainless, please add at the end of code.SS

ADAPTORS

NPTF - NPSM ADAPTORS

0742834

BRANCH TEE NPTF FIXED FEMALE (SAE J514)
NPTF MALE 60° CONE SEAT (SAE J514)

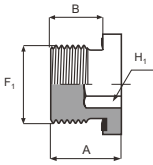


PART. REF.	THREADS		DIMENSION (mm)			
	T1 (NPTF)	T2 (NPTF)	L	L2	H1	
0742834-02-02	1/8"-27	1/8"-27	33,5	19,8	14	
0742834-04-04	1/4"-18	1/4"-18	44,7	27,7	19	
0742834-06-06	3/8"-18	3/8"-18	51,8	31,0	22	
0742834-08-08	1/2"-14	1/2"-14	62,5	37,3	27	
0742834-12-12	3/4"-14	3/4"-14	69,0	40,4	33	
0742834-16-16	1"-11,5	1"-11,5	82,3	50,0	41	

If You wish to order a fitting/ ferrule/ adaptor in stainless, please add at the end of code.SS

ADAPTORS

METRIC



0401900E
METRIC MALE PLUG WITH SHAPED SEAL AND HEXAGONAL SOCKET HEAD

PART. REF.	THREADS	DIMENSION (mm)		
	F ₁ (METR)	A	B	H ₁
0401900E-10	M10x1,0	12,0	8,0	5
0401900E-12	M12x1,5	17,0	12,0	6
0401900E-14	M14x1,5	17,0	12,0	6
0401900E-16	M16x1,5	17,0	12,0	8
0401900E-18	M18x1,5	17,0	12,0	8
0401900E-20	M20x1,5	19,0	14,0	10
0401900E-22	M22x1,5	19,0	14,0	10
0401900E-26	M26x1,5	21,0	16,0	12
0401900E-27	M27x2,0	21,0	16,0	12
0401900E-33	M33x2,0	22,5	16,0	17
0401900E-42	M42x2,0	22,5	16,0	22
0401900E-48	M48x2,0	22,0	16,0	24

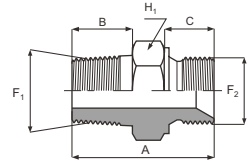
If You wish to order a fitting/ ferrule/ adaptor in stainless, please add at the end of code.55

ADAPTORS

METRIC

0500710

BSP MALE TAPERED (ISO 7)
METRIC MALE, 60° CONE SUPERLIGHT TYPE

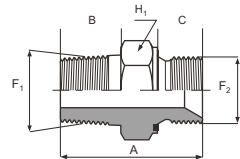


PART. REF.	THREADS		DIMENSION (mm)			
	F ₁ (BSPT)	F ₂ (METR)	A	B	C	H ₁
0500710-02-12	1/8" - 28	M12x1,5	28,0	10,0	10,0	14
0500710-02-14	1/8" - 28	M14x1,5	27,0	10,0	10,0	17
0500710-04-14	1/4" - 19	M14x1,5	30,0	14,0	10,0	19
0500710-04-16	1/4" - 19	M16x1,5	30,0	14,0	10,0	22
0500710-04-18	1/4" - 19	M18x1,5	32,0	14,0	10,0	22
0500710-04-22	1/4" - 19	M22x1,5	34,0	14,0	12,0	24
0500710-06-14	3/8" - 19	M14x1,5	36,0	15,0	12,0	19
0500710-06-16	3/8" - 19	M16x1,5	30,0	14,0	10,0	22
0500710-06-18	3/8" - 19	M18x1,5	31,0	14,0	10,0	22
0500710-06-22	3/8" - 19	M22x1,5	35,0	15,5	12,0	24
0500710-08-16	1/2" - 14	M16x1,5	40,0	19,0	10,0	22
0500710-08-18	1/2" - 14	M18x1,5	37,0	19,0	10,0	22
0500710-08-22	1/2" - 14	M22x1,5	39,0	19,0	12,0	24
0500710-08-26	1/2" - 14	M26x1,5	40,0	19,0	12,0	32
0500710-12-22	3/4" - 14	M22x1,5	43,0	19,0	14,0	33
0500710-12-26	3/4" - 14	M26x1,5	40,0	19,0	12,0	37
0500710-12-30	3/4" - 14	M30x1,5	41,0	19,0	12,0	37
0500710-16-30	1" - 11	M30x1,5	53,0	24,0	18,0	42

If You wish to order a fitting/ ferrule/ adaptor in stainless, please add at the end of code.SS

0500719

BSP MALE TAPERED (ISO 7)
METRIC MALE (ISO 6149-1)

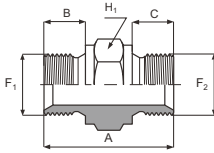


PART. REF.	THREADS		DIMENSION (mm)			
	F ₁ (BSPT)	F ₂ (METR)	A	B	C	H ₁
0500719-06-22	3/8" - 19	M22x1,5	39,0	15,0	15,0	27
0500719-08-22	1/2" - 14	M22x1,5	43,0	19,0	14,5	27

If You wish to order a fitting/ ferrule/ adaptor in stainless, please add at the end of code.SS

ADAPTORS

METRIC

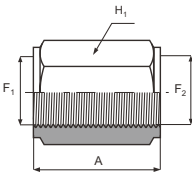


0501010

METRIC MALE, 60° CONE SEAT, DIN SUPERLIGHT TYPE

PART. REF.	THREADS		DIMENSION (mm)			
	F ₁ (METR)	F ₂ (METR)	A	B	C	H ₁
0501010-12-12	M12x1,5	M12x1,5	34,0	12,0	12,0	19
0501010-12-14	M12x1,5	M14x1,5	34,0	12,0	12,0	19
0501010-14-14	M14x1,5	M14x1,5	34,0	12,0	12,0	24
0501010-14-16	M14x1,5	M16x1,5	34,0	12,0	12,0	24
0501010-16-16	M16x1,5	M16x1,5	34,0	12,0	12,0	27
0501010-16-18	M16x1,5	M18x1,5	35,5	12,0	12,0	27
0501010-18-18	M18x1,5	M18x1,5	36,0	12,0	12,0	27
0501010-22-22	M22x1,5	M22x1,5	40,0	14,0	14,0	32
0501010-26-26	M26x1,5	M26x1,5	47,0	16,0	16,0	27
0501010-30-30	M30x1,5	M30x1,5	48,0	16,0	16,0	32
0501010-38-38	M38x1,5	M38x1,5	50,0	16,0	16,0	42
050101 0-45-45	M45x1,5	M45x1,5	52,0	16,0	16,0	46
0501010-52-52	M52x1,5	M52x1,5	43,0	14,0	14,0	49
050101 0-65-65	M65x2,0	M65x2,0	49,0	17,0	17,0	55

If You wish to order a fitting/ ferrule/ adaptor in stainless, please add at the end of code.SS



0511919

METRIC FEMALE (ISO 6149-1)

PART. REF.	THREADS		DIMENSION (mm)			
	F ₁ (METR)	F ₂ (METR)	A	H ₁		
0511919-22-22	M22x1,5	M22x1,5	38,0	27		

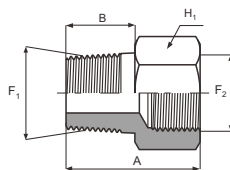
If You wish to order a fitting/ ferrule/ adaptor in stainless, please add at the end of code.SS

ADAPTORS

METRIC

0520714

BSP MALE TAPERED (ISO 7)
METRIC FIXED FEMALE

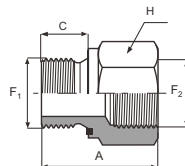


PART. REF.	THREADS		DIMENSION (mm)		
	F ₁ (BSPT)	F ₂ (METR)	A	B	H ₁
0520714-06-16	3/8" - 19	M16x1,5	30,0	15,0	21
0520714-06-22	3/8" - 19	M22x1,5	34,5	15,5	26
0520714-08-16	1/2" - 14	M16x1,5	22,5	15,5	22
0520714-08-22	1/2" - 14	M22x1,5	38,5	19,0	26

If You wish to order a fitting/ ferrule/ adaptor in stainless, please add at the end of code.SS

0521904

METRIC MALE (ISO 6149-2)
BSP FIXED FEMALE

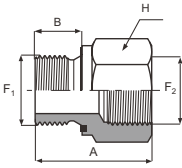


PART. REF.	THREADS		DIMENSION (mm)		
	F ₁ (METR)	F ₂ (BSP)	A	B	H ₁
0521904-16-04	M16x1,5	1/4" - 19	28,5	12,0	16
0521904-22-04	M22x1,5	1/4" - 19	21,0	12,0	19
0521904-16-06	M16x1,5	3/8" - 19	30,5	12,0	21
0521904-22-06	M22x1,5	3/8" - 19	22,0	13,0	26
0521904-16-08	M16x1,5	1/2" - 14	36,0	12,0	22
0521904-22-08	M22x1,5	1/2" - 14	36,0	14,0	26

If You wish to order a fitting/ ferrule/ adaptor in stainless, please add at the end of code.SS

ADAPTORS

METRIC

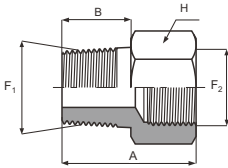


0521914

METRIC MALE (ISO 6149-2)
METRIC FIXED FEMALE (DIN 3852-1)

PART. REF.	THREADS		DIMENSION (mm)		
	F ₁ (METR)	F ₂ (METR)	A	B	H
0521914-16-22	M16x1,5	M22x1,5	31,5	12,0	26
0521914-22-16	M22x1,5	M16x1,5	21,0	12,0	21

If You wish to order a fitting/ ferrule/ adaptor in stainless, please add at the end of code.SS



0521935

METRIC MALE (ISO 6149)
NPT FEMALE

PART. REF.	THREADS		DIMENSION (mm)		
	F ₁ (NPT)	F ₂ (METR)	A	B	H
0521935-16-04	1/4" - 18	M16x1,5	31,0	12,0	21
0521935-22-04	1/4" - 18	M22x1,5	24,5	11,0	21
0521935-22-06	3/8" - 18	M22x1,5	24,5	11,0	26

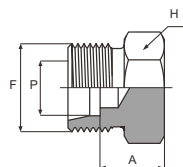
If You wish to order a fitting/ ferrule/ adaptor in stainless, please add at the end of code.SS

ADAPTORS

BRC

0401100

METRIC MALE PLUG, LIGHT TYPE (DIN 2353)

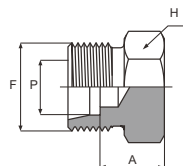


PART. REF.	THREADS	DIMENSION (mm)			
	F (METR)	W.P. (bar)	P	A	H
0401100-06	M12x1,5	315	6,0	7,0	12
0401100-08	M14x1,5	315	8,0	8,0	14
0401100-10	M16x1,5	315	10,0	9,0	17
0401100-12	M18x1,5	315	12,0	10,0	19
0401100-15	M22x1,5	315	15,0	11,0	24
0401100-18	M26x1,5	160	18,0	11,5	17
0401100-22	M30x2,0	160	22,0	13,5	32
0401100-28	M36x2,0	160	28,0	14,5	41
0401100-35	M45x2,0	160	35,0	14,5	46
0401100-42	M52x2,0	160	42,0	16,0	55

If You wish to order a fitting/ ferrule/ adaptor in stainless, please add at the end of code.SS

0401200

METRIC MALE PLUG, HEAVY TYPE (DIN 2353)

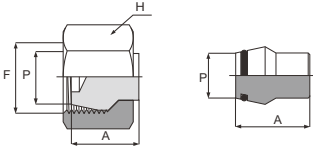


PART. REF.	THREADS	DIMENSION (mm)			
	F (METR)	W.P. (bar)	P	A	H
0401200-06	M14x1,5	630	6,0	11,0	14
0401200-08	M16x1,5	630	8,0	13,0	17
0401200-10	M18x1,5	630	10,0	12,5	19
0401200-12	M20x1,5	630	12,0	14,5	22
0401200-14	M22x1,5	630	14,0	16,0	24
0401200-16	M24x1,5	400	16,0	15,5	27
0401200-20	M30x2,0	400	20,0	17,5	32
0401200-25	M36x2,0	400	25,0	20,0	41
0401200-30	M42x2,0	400	30,0	20,5	46
0401200-38	M52x2,0	315	38,0	23,0	55

If You wish to order a fitting/ ferrule/ adaptor in stainless, please add at the end of code.SS

ADAPTORS

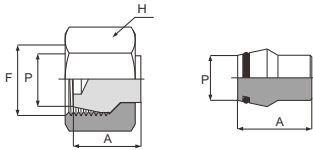
BRC



0411500
METRIC FEMALE PLUG, LIGHT TYPE (DIN 2353)

PART. REF.	THREADS	DIMENSION (mm)				
		F (METR)	W.P. (bar)	P	A	H
041151 600-06	M12x1,5		315	6,0	13,5	14
041151 600-08	M14x1,5		315	8,0	14,0	17
041151 600-10	M16x1,5		315	10,0	18,0	19
041151 600-12	M18x1,5		315	12,0	19,0	22
04115 00-15-22	M22x1,5		315	15,0	19,0	27
04115 00-18-26	M26x1,5		315	18,0	20,0	32
04115 00-22-30	M30x2,0		160	22,0	20,5	36
04115 00-28-36	M36x2,0		160	28,0	20,5	41
04115 00-35-45	M45x2,0		160	35,0	20,5	50
04115 00-42-52	M52x2,0		160	42,0	20,5	60

If You wish to order a fitting/ ferrule/ adaptor in stainless, please add at the end of code.SS



0411600
METRIC FEMALE PLUG, HEAVY TYPE (DIN 2353)

PART. REF.	THREADS	DIMENSION (mm)				
		F (METR)	W.P. (bar)	P	A	H
041151 600-06	M14x1,5		630	6,0	13,5	17
041151 600-08	M16x1,5		630	8,0	14,0	19
041151 600-10	M18x1,5		630	10,0	18,0	12
041151 600-12	M20x1,5		630	12,0	19,0	24
0411600-14-22	M22x1,5		630	14,0	19,0	27
0411600-16-24	M24x1,5		400	16,0	20,0	30
0411600-20-30	M30x2,0		400	20,0	20,0	36
0411600-25-36	M36x2,0		400	25,0	20,5	46
0411600-30-42	M42x2,0		400	30,0	20,5	50
0411600-38-52	M52x2,0		315	38,0	20,5	60

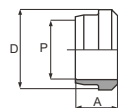
If You wish to order a fitting/ ferrule/ adaptor in stainless, please add at the end of code.SS

ADAPTORS

BRC

0421100

BITE RING, LIGHT TYPE (DIN 2353)

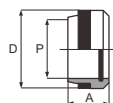


PART. REF.	WORKING PRESSURE	DIMENSION (mm)		
	W.P. (bar)	P	A	D
0421100-06-12	315	6,0	9,5	10,0
0421100-08-14	315	8,0	9,5	12,0
0421100-10-16	315	10,0	10,0	14,0
0421100-12-18	315	12,0	10,0	16,0
0421100-15-22	315	15,0	10,0	20,0
0421100-18-26	315	18,0	10,0	23,0
0421100-22-30	160	22,0	10,5	27,0
0421100-28-36	160	28,0	11,0	33,0
0421100-35-45	160	35,0	13,0	41,0
0421100-42-52	160	42,0	13,0	48,0

If You wish to order a fitting/ ferrule/ adaptor in stainless, please add at the end of code.SS

0421100B4

BITE RING B4, LIGHT TYPE (DIN 2353)

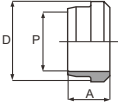


PART. REF.	WORKING PRESSURE	DIMENSION (mm)		
	W.P. (bar)	P	A	D
0421100-06-12B4	315	6,0	9,5	10,0
0421100-08-14B4	315	8,0	9,5	12,0
0421100-10-16B4	315	10,0	10,0	14,0
0421100-12-18B4	315	12,0	10,0	16,0
0421100-15-22B4	315	15,0	10,0	20,0
0421100-18-26B4	315	18,0	10,0	23,0
0421100-22-30B4	160	22,0	10,5	27,0
0421100-28-36B4	160	28,0	11,0	33,0
0421100-35-45B4	160	35,0	13,0	41,0
0421100-42-52B4	160	42,0	13,0	48,0

If You wish to order a fitting/ ferrule/ adaptor in stainless, please add at the end of code.SS

ADAPTORS

BRC

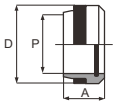


0421200

BITE RING, HEAVY TYPE (DIN 2353)

PART. REF.	WORKING PRESSURE		DIMENSION (mm)		
	W.P. (bar)	P	A	D	
0421200-06-14	630	6,0	9,5	10,0	
0421200-08-16	630	8,0	9,5	12,0	
0421200-10-18	630	10,0	10,0	14,0	
0421200-12-20	630	12,0	10,0	16,0	
0421200-14-22	630	14,0	10,0	19,0	
0421200-16-24	400	16,0	10,5	21,0	
0421200-20-30	400	20,0	12,0	26,0	
0421200-25-36	400	25,0	12,0	32,0	
0421200-30-42	400	30,0	13,0	38,0	
0421200-38-52	315	38,0	13,0	48,0	

If You wish to order a fitting/ ferrule/ adaptor in stainless, please add at the end of code.SS



0421200B4

BITE RING B4, HEAVY TYPE (DIN 2353)

PART. REF.	WORKING PRESSURE		DIMENSION (mm)		
	W.P. (bar)	P	A	D	
0421200-06-14B4	630	6,0	9,5	10,0	
0421200-08-16B4	630	8,0	9,5	12,0	
0421200-10-18B4	630	10,0	10,0	14,0	
0421200-12-20B4	630	12,0	10,0	16,0	
0421200-14-22B4	630	14,0	10,0	19,0	
0421200-16-24B4	400	16,0	10,5	21,0	
0421200-20-30B4	400	20,0	12,0	26,0	
0421200-25-36B4	400	25,0	12,0	32,0	
0421200-30-42B4	400	30,0	13,0	38,0	
0421200-38-52B4	315	38,0	13,0	48,0	

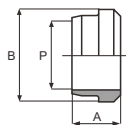
If You wish to order a fitting/ ferrule/ adaptor in stainless, please add at the end of code.SS

ADAPTORS

BRC

0421700

METRIC SLEEVE, FRENCH MILLIMETRIC TYPE

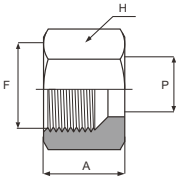


PART. REF.	WORKING PRESSURE	DIMENSION (mm)		
	W.P. (bar)	P	A	B
0421700-04-10	400	4,0	7,2	6,0
0421700-14-20	400	14,0	10,0	17,0
0421700-20-27	250	20,0	10,0	23,0
0421700-25-33	250	25,0	10,0	28,0
0421700-30-39	160	30,0	10,5	34,0
0421700-32-42	160	32,0	10,5	36,0
0421700-38-48	100	38,0	10,5	42,0

If You wish to order a fitting/ ferrule/ adaptor in stainless, please add at the end of code.SS

ADAPTORS

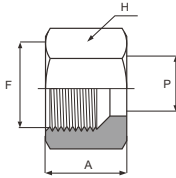
BRC



0431100
METRIC NUT, LIGHT TYPE (DIN 2353)

PART. REF.	THREADS	W.P.	DIMENSION (mm)		
	F (METR)	bar	P	A	H
0431100-06-12	M12x1,5	315	6,0	14,5	14
0431100-08-14	M14x1,5	315	8,0	14,5	17
0431100-10-16	M16x1,5	315	10,0	15,5	19
0431100-12-18	M18x1,5	315	12,0	15,5	22
0431100-15-22	M22x1,5	315	15,0	17,0	27
0431100-18-26	M26x1,5	315	18,0	18,0	32
0431100-22-30	M30x2,0	160	22,0	20,0	36
0431100-28-36	M36x2,0	160	28,0	21,0	41
0431100-35-45	M45x2,0	160	35,0	24,0	50
0431100-42-52	M52x2,0	160	42,0	24,0	60

If You wish to order a fitting/ ferrule/ adaptor in stainless, please add at the end of code.SS



0431200
METRIC NUT, HEAVY TYPE (DIN 2353)

PART. REF.	THREADS	W.P.	DIMENSION (mm)		
	F (METR)	bar	P	A	H
0431200-06-14	M14x1,5	630	6,0	16,5	17
0431200-08-16	M16x1,5	630	8,0	16,5	19
0431200-10-18	M18x1,5	630	10,0	17,5	22
0431200-12-20	M20x1,5	630	12,0	17,5	24
0431200-14-22	M22x1,5	630	14,0	20,5	27
0431200-16-24	M24x1,5	400	16,0	20,5	30
0431200-20-30	M30x2,0	400	20,0	24,0	36
0431200-25-36	M36x2,0	400	25,0	27,0	46
0431200-30-42	M42x2,0	400	30,0	29,0	50
0431200-38-52	M52x2,0	315	38,0	32,5	60

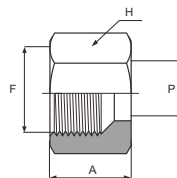
If You wish to order a fitting/ ferrule/ adaptor in stainless, please add at the end of code.SS

ADAPTORS

BRC

0431700

METRIC NUT, FRENCH MILLIMETRIC TYPE

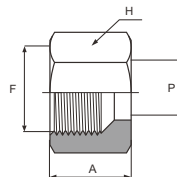


PART. REF.	THREADS	DIMENSION (mm)			W.P.
	F (METR)	P	A	H	bar
0431700-04-10	M10x1,0	4,0	12,0	12	400
0431700-06-12	M12x1,0	6,0	15,5	17	400
0431700-14-20	M20x1,5	14,0	17,0	27	400
0431700-18-27	M27x1,5	18,0	20,0	32	250
0431700-20-27	M27x1,5	20,0	24,5	36	250
0431700-25-33	M33x1,5	25,0	20,5	41	250
0431700-30-39	M39x1,5	30,0	21,5	46	160
0431700-32-42	M42x1,5	32,0	23,5	50	160
0431700-38-48	M48x1,5	38,0	24,5	60	160

If You wish to order a fitting/ ferrule/ adaptor in stainless, please add at the end of code.SS

0431800

METRIC NUT, FRENCH GAZ TYPE

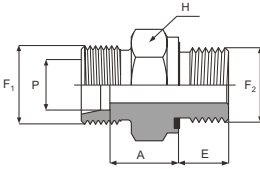


PART. REF.	THREADS	DIMENSION (mm)			W.P.
	F (METR)	P	A	H	bar
0431800-13-20H24	M20x1,5	13,25	17,0	24	400
0431800-13-20H27	M20x1,5	13,25	17,0	27	400
0431800-17-24	M24x1,5	16,75	18,0	30	400
0431800-21-30	M30x1,5	21,25	20,5	36	250
0431800-27-36	M36x1,5	26,75	21,5	46	250
0431800-33-45	M45x1,5	33,5	23,5	55	160
0431800-42-52	M52x1,5	42,25	24,5	65	100
0431800-49-58	M58x2,0	48,25	26,0	70	100

If You wish to order a fitting/ ferrule/ adaptor in stainless, please add at the end of code.SS

ADAPTORS

BRC



0501106

METRIC MALE LIGHT TYPE (DIN 2353)
BSP MALE O'RING

PART. REF.	THREADS	W.P.	DIMENSION (mm)				
	F1 (METR)	F2 (BSP)	bar	P	A	H	E
0501106-06-02	M12x1,5	1/8" - 28	315	6,0	8,5	14	8,0
0501106-08-02	M14x1,5	1/8" - 28	315	8,0	9,5	14	8,0
0501106-10-02	M16x1,5	1/8" - 28	315	10,0	10,5	17	8,0
0501106-06-04	M12x1,5	1/4" - 19	315	6,0	10,0	19	12,0
0501106-08-04	M14x1,5	1/4" - 19	315	8,0	10,0	19	12,0
0501106-10-04	M16x1,5	1/4" - 19	315	10,0	11,0	19	12,0
0501106-12-04	M18x1,5	1/4" - 19	315	12,0	12,0	19	12,0
0501106-06-06	M12x1,5	3/8" - 19	315	6,0	11,5	22	12,0
0501106-08-06	M14x1,5	3/8" - 19	315	8,0	11,5	22	12,0
0501106-10-06	M16x1,5	3/8" - 19	315	10,0	12,5	22	12,0
0501106-12-06	M18x1,5	3/8" - 19	315	12,0	12,5	22	12,0
0501106-15-06	M22x1,5	3/8" - 19	315	15,0	13,5	24	12,0
0501106-08-08	M14x1,5	1/2" - 14	315	8,0	12,0	27	4,0
0501106-10-08	M16x1,5	1/2" - 14	315	10,0	13,0	27	14,0
0501106-12-08	M18x1,5	1/2" - 14	315	12,0	13,0	27	14,0
0501106-15-08	M22x1,5	1/2" - 14	315	15,0	14,0	27	14,0
0501106-18-08	M26x1,5	1/2" - 14	315	18,0	14,5	27	14,0
0501106-22-08	M30x2,0	1/2" - 14	160	22,0	16,5	32	14,0
0501106-15-12	M22x1,5	3/4" - 14	315	15,0	15,0	32	16,0
0501106-18-12	M26x1,5	3/4" - 14	315	18,0	14,5	32	16,0
0501106-22-12	M30x2,0	3/4" - 14	160	22,0	16,5	32	16,0
0501106-22-16	M30x2,0	1" - 11	160	22,0	17,5	41	18,0
0501106-28-16	M36x2,0	1" - 11	160	28,0	17,5	41	18,0
0501106-35-16	M45x2,0	1" - 11	160	35,0	17,5	46	18,0
0501106-35-20	M45x2,0	1.1/4" - 11	160	35,0	17,5	50	20,0
0501106-42-24	M52x2,0	1.1/2" - 11	160	42,0	19,0	55	22,0

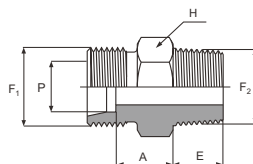
If You wish to order a fitting/ ferrule/ adaptor in stainless, please add at the end of code.SS

ADAPTORS

BRC

0501107

BSP MALE TAPERED (ISO 7)
METRIC MALE LIGHT TYPE (DIN 2353)

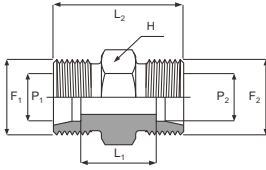


PART. REF.	THREADS		W.P.	DIMENSION (mm)			
	F1 (METR)	F2 (BSPT)	bar	P	A	H	E
0501107-06-02	M12x1,5	1/8" - 28	315	6,0	7,0	12	8,0
0501107-06-04	M12x1,5	1/4" - 19	315	6,0	8,0	14	12,0
0501107-08-04	M14x1,5	1/4" - 19	315	8,0	8,0	17	12,0
0501107-08-06	M14x1,5	3/8" - 19	315	8,0	9,0	19	12,0
0501107-08-08	M14x1,5	1/2" - 14	315	8,0	9,0	22	14,0
0501107-10-04	M16x1,5	1/4" - 19	315	10,0	9,0	17	12,0
0501107-10-06	M16x1,5	3/8" - 19	315	10,0	10,0	19	12,0
0501107-10-08	M16x1,5	1/2" - 14	315	10,0	10,0	22	14,0
0501107-12-04	M18x1,5	1/4" - 19	315	12,0	10,0	19	12,0
0501107-12-06	M18x1,5	3/8" - 19	315	12,0	10,0	19	12,0
0501107-12-08	M18x1,5	1/2" - 14	315	12,0	10,0	22	14,0
0501107-15-06	M22x1,5	3/8" - 19	315	15,0	11,0	24	12,0
0501107-15-08	M22x1,5	1/2" - 14	315	15,0	11,0	24	14,0
0501107-18-08	M26x1,5	1/2" - 14	315	18,0	11,5	27	14,0
0501107-18-12	M26x1,5	3/4" - 14	315	18,0	11,5	32	16,0
0501107-22-12	M30x2,0	3/4" - 14	160	22,0	13,5	32	16,0
0501107-28-16	M36x2,0	1" - 11	160	28,0	14,5	41	18,0
0501107-35-20	M45x2,0	1.1/4" - 11	160	35,0	14,5	46	20,0
0501107-42-24	M52x2,0	1.1/2" - 11	160	42,0	16,0	55	22,0

If You wish to order a fitting/ ferrule/ adaptor in stainless, please add at the end of code.SS

ADAPTORS

BRC



0501111

METRIC MALE LIGHT TYPE (DIN 2353)

PART. REF.	THREADS		W.P.	DIMENSION (mm)				
	F1 (METR)	F2 (METR)		bar	P1	P2	L1	L2
050111 1-06-06	M12x1,5	M12x1,5	315	6,0	6,0	10,0	24,0	12,0
050111 1-08-06	M14x1,5	M12x1,5	315	8,0	6,0	11,0	25,0	14,0
050111 1-08-08	M14x1,5	M14x1,5	315	8,0	8,0	11,0	25,0	14,0
0501111-1 0-06	M16x1,5	M12x1,5	315	10,0	6,0	12,0	26,0	17,0
0501111-1 0-08	M16x1,5	M14x1,5	315	10,0	8,0	12,0	26,0	17,0
0501111-10-10	M16x1,5	M16x1,5	315	10,0	10,0	13,0	27,0	17,0
0501111-1 2-06	M18x1,5	M12x1,5	315	12	6	13	27	19
0501111-1 2-08	M18x1,5	M14x1,5	315	12,0	8,0	13,0	27,0	19,0
0501111-12-10	M18x1,5	M16x1,5	315	12,0	10,0	14,0	28,0	19,0
0501111-12-12	M18x1,5	M18x1,5	315	12,0	12,0	14,0	28,0	19,0
0501111-15-10	M22x1,5	M16x1,5	315	15,0	10,0	15,0	29,0	24,0
0501111-15-12	M22x1,5	M18x1,5	315	15,0	12,0	15,0	29,0	24,0
0501111-15-15	M22x1,5	M22x1,5	315	15,0	15,0	16,0	30,0	24,0
0501111-18-10	M26x1,5	M16x1,5	315	18	10	15,5	30	27
0501111-18-12	M26x1,5	M18x1,5	315	18,0	12,0	15,5	30,0	27,0
0501111-18-15	M26x1,5	M22x1,5	315	18,0	15,0	16,5	31,0	27,0
0501111-18-18	M26x1,5	M26x1,5	315	18,0	18,0	16,0	31,0	27,0
0501111-22-15	M30x2,0	M22x1,5	160	22,0	15,0	18,5	33,0	32,0
0501111-22-18	M30x2,0	M26x1,5	160	22,0	18,0	18,0	33,0	32,0
0501111-22-22	M30x2,0	M30x2,0	160	22,0	22,0	20,0	35,0	32,0
0501111-28-18	M36x2,0	M26x1,5	160	28,0	18,0	19,0	34,0	41,0
0501111-28-22	M36x2,0	M30x2,0	160	28,0	22,0	21,0	36,0	41,0
0501111-28-28	M36x2,0	M36x2,0	160	28,0	28,0	21,0	36,0	41,0
0501111-35-22	M45x2,0	M30x2,0	160	35,0	22,0	21,0	39,0	46,0
0501111-35-28	M45x2,0	M36x2,0	160	35,0	28,0	21,0	39,0	46,0
0501111-35-35	M45x2,0	M45x2,0	160	35,0	35,0	20,0	41,0	46,0
050111 1-42-42	M52x2,0	M52x2,0	160	42,0	42,0	21,0	43,0	55,0

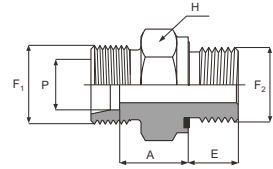
If You wish to order a fitting/ ferrule/ adaptor in stainless, please add at the end of code.SS

ADAPTORS

BRC

050114

METRIC MALE (DIN 3852-11)
METRIC MALE, LIGHT TYPE (DIN 2353)

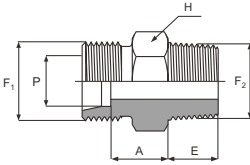


PART. REF.	THREADS		W.P.	DIMENSION (mm)			
	F_1 (METR)	F_2 (METR)	bar	P	A	H	E
050111 4-06-10	M12x1,5	M10x1,0	315	6,0	8,5	14	8,0
050111 4-08-12	M14x1,5	M12x1,5	315	8,0	10,0	17	12,0
050114-10-14	M16x1,5	M14x1,5	315	10,0	11,0	19	12,0
050114-10-16	M16x1,5	M16x1,5	315	10,0	12,5	22	12,0
050114-10-18	M16x1,5	M18x1,5	315	10,0	12,5	24	12,0
050114-12-14	M18x1,5	M14x1,5	315	12,0	12,5	19	12,0
050114-12-16	M18x1,5	M16x1,5	315	12,0	12,5	22	12,0
050114-12-18	M18x1,5	M18x1,5	315	12,0	12,5	24	12,0
050114-12-22	M18x1,5	M22x1,5	315	12,0	14,0	27	14,0
050114-15-18	M22x1,5	M18x1,5	315	15,0	13,5	24	12,0
050114-15-22	M22x1,5	M22x1,5	315	15,0	15,0	27	14,0
050114-18-18	M26x1,5	M18x1,5	315	18,0	14,0	27	12,0
050114-18-22	M26x1,5	M22x1,5	160	18,0	14,5	27	14,0
050114-22-22	M30x2,0	M22x1,5	160	22,0	16,5	32	14,0
050114-22-26	M30x2,0	M26x1,5	160	22,0	16,5	32	16,0
050114-28-33	M36x2,0	M33x2,0	160	28,0	17,5	41	18,0
050114-3 5-42	M45x2,0	M42x2,0	160	35,0	17,5	50	20,0
050111 4-42-48	M52x2,0	M48x2,0	160	42,0	19,0	55	22,0

If You wish to order a fitting/ ferrule/ adaptor in stainless, please add at the end of code.SS

ADAPTORS

BRC



0501128

METRIC MALE LIGHT TYPE (DIN 2353)
NPTF MALE (SAE J476A)

PART. REF.	THREADS		W.P.	DIMENSION (mm)			
	F ₁ (METR)	F ₂ (NPTF)	bar	P	A	H	E
050112 8-06-02	M12x1,5	1/8" - 27	315	6,0	7,0	12	10,0
050112 8-06-04	M12x1,5	1/4" - 18	315	6,0	8,0	14	15,0
050112 8-08-04	M14x1,5	1/4" - 18	315	8,0	8,0	17	15,0
050112 8-08-06	M14x1,5	3/8" - 18	315	8,0	9,0	19	15,0
050112 8-08-08	M14x1,5	1/2" - 14	315	8,0	9,5	22	19,5
0501128-1 0-04	M16x1,5	1/4" - 18	315	10,0	9,0	17	15,0
0501128-1 0-06	M16x1,5	3/8" - 18	315	10,0	10,0	19	15,0
0501128-1 2-04	M18x1,5	1/4" - 18	315	12,0	10,0	19	15,0
0501128-1 2-08	M18x1,5	1/2" - 14	315	12,0	10,5	22	19,5
0501128-1 5-08	M22x1,5	1/2" - 14	315	15,0	11,5	24	19,5
0501128-1 8-08	M26x1,5	1/2" - 14	315	18,0	12,0	27	19,5
0501128-18-12	M26x1,5	3/4" - 14	315	18,0	11,5	32	20,0
0501128-22-12	M30x2,0	3/4" - 14	160	22,0	13,5	32	20,0
0501128-28-16	M36x2,0	1" - 11 ^{1/2}	160	28,0	14,5	41	25,0
0501 128-35-20	M45x2,0	1 1/4" - 11 ^{1/2}	160	35,0	15,0	46	25,5
050112 8-42-24	M52x2,0	1 1/2" - 11 ^{1/2}	160	42,0	15,0	50	25,5

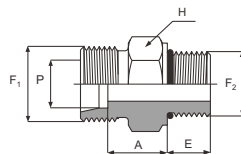
If You wish to order a fitting/ ferrule/ adaptor in stainless, please add at the end of code.SS

ADAPTORS

BRC

0501130

METRIC MALE LIGHT TYPE (DIN 2353)
SAE MALE O'RING BOSS TYPE (SAE J1926)

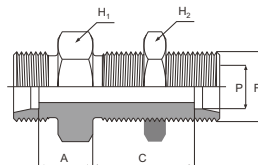


PART. REF.	THREADS	W.P.	DIMENSION (mm)				
	F ₁ (METR)	F ₂ (UNF)	bar	P	A	H	E
050113 0-08-04	M14x1,5	7/16 - 20	315	8,0	9,9	14	9,1
050130-1 0-04	M16x1,5	7/16 - 20	315	10,0	10,9	17	9,1
050130-1 2-06	M18x1,5	9/16 - 18	315	12,0	11,0	19	10,0
050130-1 2-08	M18x1,5	3/4" - 16	315	12,0	12,9	22	11,1
050130-12-10	M18x1,5	7/8 - 14	315	12,0	14,3	27	12,7
050130-1 5-08	M22x1,5	3/4" - 16	315	15,0	13,9	24	11,1
050130-15-10	M22x1,5	7/8 - 14	315	15,0	14,5	27	12,7
050130-1 8-08	M26x1,5	3/4" - 16	315	18,0	14,4	27	11,1
050130-18-10	M26x1,5	7/8 - 14	315	18,0	14,8	27	12,7
050130-22-10	M30x2	7/8" - 14	160	22	16,8	32	12,7

If You wish to order a fitting/ ferrule/ adaptor in stainless, please add at the end of code.SS

0501177

METRIC MALE LIGHT TYPE
METRIC BULKHEAD MALE LIGHT TYPE (DIN 2353)

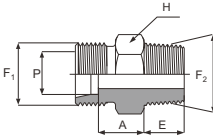


PART. REF.	THREADS	W.P.	DIMENSION (mm)				
	F ₁ (METR)	bar	P	A	H ₁	H ₂	C
0501177-06-06	M12x1,5	315	6,0	7,0	17	17	27,0
0501177-08-08	M14x1,5	315	8,0	8,0	19	19	27,0
0501177-10-10	M16x1,5	315	10,0	10,0	22	22	28,0
0501177-12-12	M18x1,5	315	12,0	10,0	24	24	29,0
0501177-15-15	M22x1,5	315	15,0	12,0	27	30	31,0
0501177-18-18	M26x1,5	315	18,0	13,5	32	36	32,5
0501177-22-22	M30x2,0	160	22,0	16,5	36	41	34,5
0501177-28-28	M36x2,0	160	28,0	18,5	41	46	35,5
0501177-35-35	M45x2,0	160	35,0	18,5	50	55	36,5
0501177-42-42	M52x2,0	160	42,0	19,0	60	65	36,0

If You wish to order a fitting/ ferrule/ adaptor in stainless, please add at the end of code.SS

ADAPTORS

BRC

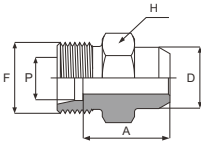


0501188

METRIC MALE LIGHT TYPE (DIN 2353)
METRIC MALE TAPERED

PART. REF.	THREADS		W.P.	DIMENSION (mm)			
	F ₁ (METR)	F ₂ (METR)	bar	P	A	H	E
0501188-06-10	M12x1,5	M10x1,0	315	6,0	7,0	12	8,0
0501188-08-12	M14x1,5	M12x1,5	315	8,0	8,0	17	12,0
0501188-10-14	M16x1,5	M14x1,5	315	10,0	9,0	17	12,0
0501188-12-16	M18x1,5	M16x1,5	315	12,0	10,0	19	12,0
0501188-15-18	M22x1,5	M18x1,5	315	15,0	11,0	24	12,0
0501188-18-22	M26x1,5	M22x1,5	315	18,0	11,5	27	14,0

If You wish to order a fitting/ ferrule/ adaptor in stainless, please add at the end of code.SS



0501195

METRIC MALE LIGHT TYPE (DIN 2353)
WELDING PIPE

PART. REF.	THREADS	W.P.	DIMENSION (mm)			
	F (METR)	bar	P	A	H	D
0501195-06-10	M12x1,5	315	6,0	14,0	12	10,0
0501195-08-12	M14x1,5	315	8,0	16,0	14	12,0
0501195-10-14	M16x1,5	315	10,0	18,0	17	14,0
0501195-12-16	M18x1,5	315	12,0	18,0	19	16,0
0501195-15-19	M22x1,5	315	15,0	22,0	22	19,0
0501195-18-22	M26x1,5	315	18,0	23,5	27	22,0
0501195-22-27	M30x2,0	160	22,0	28,5	32	27,0
0501195-28-32	M36x2,0	160	28,0	30,5	41	32,0
0501195-35-40	M45x2,0	160	35,0	32,5	46	40,0
0501195-42-46	M52x2,0	160	42,0	35,0	55	46,0

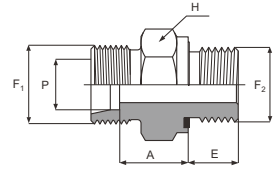
If You wish to order a fitting/ ferrule/ adaptor in stainless, please add at the end of code.SS

ADAPTORS

BRC

0501206

METRIC MALE HEAVY TYPE (DIN 2353)
BSP MALE O'RING

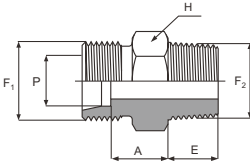


PART. REF.	THREADS	W.P.	DIMENSION (mm)				
	F1 (METR)	F2 (BSP)	bar	P	A	H	E
0501206-06-04	M14x1,5	1/4" - 19	630	6,0	13,0	19	12,0
0501206-08-04	M16x1,5	1/4" - 19	630	8,0	15,0	19	12,0
0501206-08-06	M16x1,5	3/8" - 19	630	8,0	15,5	22	12,0
0501206-10-04	M18x1,5	1/4" - 19	630	10,0	14,5	19	12,0
0501206-10-06	M18x1,5	3/8" - 19	630	10,0	15,0	22	12,0
0501206-10-08	M18x1,5	1/2" - 14	630	10,0	17,5	27	14,0
0501206-12-04	M20x1,5	1/4" - 19	630	12,0	16,5	22	12,0
0501206-12-06	M20x1,5	3/8" - 19	630	12,0	17,0	22	12,0
0501206-12-08	M20x1,5	1/2" - 14	630	12,0	17,5	27	14,0
0501206-14-06	M22x1,5	3/8" - 19	630	14,0	18,5	24	12,0
0501206-14-08	M22x1,5	1/2" - 14	630	14,0	19,0	27	14,0
0501206-16-06	M24x1,5	3/8" - 19	400	16,0	18,0	27	12,0
0501206-16-08	M24x1,5	1/2" - 14	400	16,0	18,5	27	14,0
0501206-16-12	M24x1,5	3/4" - 14	400	16,0	20,5	32	16,0
0501206-20-08	M30x2,0	1/2" - 14	400	20,0	20,5	32	14,0
0501206-20-12	M30x2,0	3/4" - 14	400	20,0	20,5	32	16,0
0501206-20-16	M30x2,0	1" - 11	400	20,0	22,5	41	18,0
0501206-25-12	M36x2,0	3/4" - 14	400	25,0	23,0	41	16,0
0501206-25-16	M36x2,0	1" - 11	400	25,0	23,0	41	18,0
0501206-30-16	M42x2,0	1" - 11	400	30,0	23,5	46	18,0
0501206-30-20	M42x2,0	1.1/4" - 11	400	30,0	23,5	50	20,0
0501206-38-20	M52x2,0	1.1/4" - 11	315	38,0	26,0	55	20,0
0501206-38-24	M52x2,0	1.1/2" - 11	315	38,0	26,0	55	22,0

If you wish to order a fitting/ ferrule/ adaptor in stainless, please add at the end of code.SS

ADAPTORS

BRC



0501207

METRIC MALE HEAVY TYPE (DIN 2353)
BSP MALE TAPERED (ISO 7)

PART. REF.	THREADS		W.P.	DIMENSION (mm)			
	F ₁ (METR)	F ₂ (BSPT)	bar	P	A	H	E
0501207-06-04	M14x1,5	1/4" - 19	630	6,0	11,0	17	12,0
0501207-08-04	M16x1,5	1/4" - 19	630	8,0	13,0	17	12,0
0501207-10-06	M18x1,5	3/8" - 19	630	10,0	12,5	19	12,0
0501207-12-04	M20x1,5	1/4" - 19	630	12,0	14,5	22	13,0
0501207-12-06	M20x1,5	3/8" - 19	630	12,0	14,5	22	12,0
0501207-12-08	M20x1,5	1/2" - 14	630	12,0	14,5	22	14,0
0501207-14-06	M22x1,5	3/8" - 19	630	14,0	16,0	24	12,0
0501207-14-08	M22x1,5	1/2" - 14	630	14,0	16,0	24	14,0
0501207-16-08	M24x1,5	1/2" - 14	400	16,0	15,5	27	14,0
0501207-20-12	M30x2,0	3/4" - 14	400	20,0	17,5	32	16,0
0501207-25-16	M36x2,0	1" - 11	400	25,0	20,0	41	18,0
0501207-30-20	M42x2,0	1.1/4" - 11	400	30,0	20,5	46	20,0
0501207-38-24	M52x2,0	1.1/2" 11	315	38,0	23,0	55	22,0

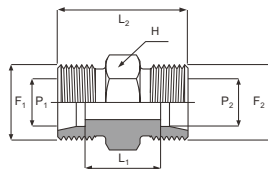
If You wish to order a fitting/ ferrule/ adaptor in stainless, please add at the end of code.SS

ADAPTORS

BRC

0501212

METRIC MALE HEAVY TYPE (DIN 2353)

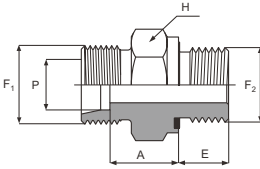


PART. REF.	THREADS		W.P.	DIMENSION (mm)				
	F1 (METR)	F2 (METR)		P1	P2	L1	L2	H
0501212-06-06	M14x1,5	M14x1,5	630	6	6	16	30	14
0501212-08-06	M16x1,5	M14x1,5	630	8	6	18	32	17
0501212-08-08	M16x1,5	M16x1,5	630	8	8	18	32	17
0501212-10-06	M18x1,5	M14x1,5	630	10	6	17,5	32	19
0501212-10-08	M18x1,5	M16x1,5	630	10	8	17,5	32	19
0501212-10-10	M18x1,5	M18x1,5	630	10	10	17	32	19
0501212-12-08	M20x1,5	M16x1,5	630	12	8	19,5	34	22
0501212-12-10	M20x1,5	M18x1,5	630	12	10	19	34	22
0501212-12-12	M20x1,5	M20x1,5	630	12	12	19	34	22
0501212-14-10	M22x1,5	M16x1,5	630	10	10	20,5	36	24
0501212-14-12	M22x1,5	M20x1,5	630	14	12	20,5	36	24
0501212-14-14	M22x1,5	M22x1,5	630	14	14	22	38	24
0501212-16-12	M24x1,5	M20x1,5	400	14	12	20	36	27
0501212-16-14	M24x1,5	M22x1,5	400	16	14	21,5	38	27
0501212-16-16	M24x1,5	M24x1,5	400	16	16	21	38	27
0501212-20-12	M30x2,0	M20x1,5	400	16	12	22	40	32
0501212-20-16	M30x2,0	M24x1,5	400	20	16	23	42	32
0501212-20-20	M30x2,0	M30x2,0	400	20	20	23	44	32
0501212-25-16	M36x2,0	M24x1,5	400	20	16	25,5	46	41
0501212-25-20	M36x2,0	M30x2,0	400	25	20	25,5	48	41
0501212-25-25	M36x2,0	M36x2,0	400	25	25	26	50	41
0501212-30-25	M42x2,0	M36x2,0	400	25	25	26,5	52	46
0501212-30-30	M42x2,0	M42x2,0	400	30	30	27	54	46
0501212-38-30	M52x2,0	M42x2,0	400	38	30	29,5	59	55
0501212-38-38	M52x2,0	M52x2,0	315	38	38	29	61	55

If You wish to order a fitting/ ferrule/ adaptor in stainless, please add at the end of code.SS

ADAPTORS

BRC

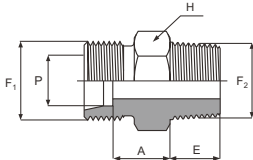


0501214

METRIC MALE HEAVY TYPE (DIN 2353)
METRIC MALE (DIN 3852-11)

PART. REF.	THREADS		W.P.	DIMENSION (mm)			
	F ₁ (METR)	F ₂ (METR)	bar	P	A	H	E
0501214-06-12	M14x1,5	M12x1,5	630	6,0	13,0	17	12,0
0501214-08-14	M16x1,5	M14x1,5	630	8,0	15,0	19	12,0
0501214-10-16	M18x1,5	M16x1,5	630	10,0	15,0	22	12,0
0501214-12-18	M20x1,5	M18x1,5	630	12,0	17,0	24	12,0
0501214-12-22	M20x1,5	M22x1,5	630	12,0	17,5	27	14,0
0501214-14-20	M22x1,5	M20x1,5	630	14,0	19,0	27	14,0
0501214-16-18	M24x1,5	M18x1,5	400	16,0	18,0	27	12,0
0501214-16-22	M24x2,0	M22x1,5	400	16,0	18,5	27	14,0
0501214-20-27	M30x2,0	M27x2,0	400	20,0	20,5	32	16,0
0501214-25-27	M36x2	M27x2	400	25	23	41	16
0501214-25-33	M36x2,0	M33x2,0	400	25,0	23,0	41	18,0
0501214-30-42	M42x2,0	M42x2,0	400	30,0	23,5	50	20,0
0501214-38-48	M52x2,0	M48x2,0	315	38,0	26,0	55	22,0

If You wish to order a fitting/ ferrule/ adaptor in stainless, please add at the end of code.SS



0501228

METRIC MALE HEAVY TYPE (DIN 2353)
NPTF MALE (SAE J476A)

PART. REF.	THREADS		W.P.	DIMENSION (mm)			
	F ₁ (METR)	F ₂ (NPTF)	bar	P	A	H	E
0501228-06-04	M14x1,5	1/4" - 18	630	6,0	11,0	17	15,0
0501228-08-04	M16x1,5	1/4" - 18	630	8,0	13,0	17	15,0
0501228-10-06	M18x1,5	3/8" - 18	630	10,0	12,5	19	15,0
0501228-12-06	M20x1,5	3/8" - 18	630	12,0	14,5	22	15,0
0501228-12-08	M20x1,5	1/2" - 14	630	12,0	15,0	22	19,5
0501228-14-08	M22x1,5	1/2" - 14	630	14,0	16,5	24	19,5
0501228-16-08	M24x1,5	1/2" - 14	400	16,0	16,0	27	19,5
0501228-20-12	M30x2,0	3/4" - 14	400	20,0	17,5	32	20,0
0501228-25-16	M36x2,0	1" - 11 ^{1/2}	400	25,0	20,0	41	25,0
0501228-30-16	M42x2,0	1" - 11 ^{1/2}	400	30,0	20,5	46	25,0
0501228-30-20	M42x2,0	1 1/4" - 11 ^{1/2}	400	30,0	21,0	46	25,5

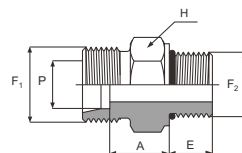
If You wish to order a fitting/ ferrule/ adaptor in stainless, please add at the end of code.SS

ADAPTORS

BRC

0501230

METRIC MALE HEAVY TYPE (DIN 2353)
SAE MALE O'RING BOSS TYPE (SAE J1926)

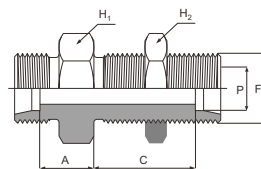


PART. REF.	THREADS	W.P.	DIMENSION (mm)				
	F ₁ (METR)	F ₂ (UNF)	bar	P	A	H	E
0501230-08-04	M16x1,5	7/16 - 20	630	8,0	14,9	17	9,1
0501230-10-06	M18x1,5	9/16 - 18	630	10,0	14,5	19	10,0
0501230-12-06	M20x1,5	9/16 - 18	630	12,0	14,5	22	10,0
0501230-16-08	M24x1,5	3/4" - 16	400	16,0	15,4	27	11,1
0501230-16-10	M24x1,5	7/8 - 14	400	16,0	18,8	27	12,7
0501230-20-08	M30x2,0	3/4" - 16	400	20,0	20,4	32	11,1
0501230-20-10	M30x2,0	7/8 - 14	400	20,0	20,8	32	12,7
0501230-20-12	M30x2,0	1.1/16 - 12	400	20,0	20,4	32	15,1

If You wish to order a fitting/ ferrule/ adaptor in stainless, please add at the end of code.SS

0501287

METRIC MALE HEAVY TYPE
METRIC BULKHEAD MALE HEAVY TYPE (DIN 2353)

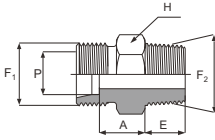


PART. REF.	THREADS	W.P.	DIMENSION (mm)				
	F ₁ (METR)	bar	P	A	H ₁	H ₂	C
0501287-06-06	M14x1,5	630	6,0	12,0	19	19	29,0
0501287-08-08	M16x1,5	630	8,0	13,0	22	22	29,0
0501287-10-10	M18x1,5	630	10,0	14,5	24	24	29,5
0501287-12-12	M20x1,5	630	12,0	14,5	27	27	30,5
0501287-14-14	M22x1,5	630	14,0	17,0	30	30	32,0
0501287-16-16	M24x1,5	400	16,0	16,5	32	32	31,5
0501287-20-20	M30x2,0	400	20,0	17,5	41	41	33,5
0501287-25-25	M36x2,0	400	25,0	20,0	46	46	35,0
0501287-30-30	M42x2,0	400	30,0	21,5	50	50	37,5
0501287-38-38	M52x2,0	315	38,0	22,0	65	65	37,0

If You wish to order a fitting/ ferrule/ adaptor in stainless, please add at the end of code.SS

ADAPTORS

BRC

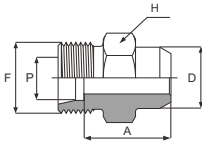


0501288

METRIC MALE HEAVY TYPE (DIN 2353)
METRIC MALE TAPERED

PART. REF.	THREADS		W.P.	DIMENSION (mm)			
	F ₁ (METR)	F ₂ (METR)	bar	P	A	H	E
0501288-06-12	M14x1,5	M12x1,5	630	6,0	11,0	17	12,0
0501288-08-14	M16x1,5	M14x1,5	630	8,0	13,0	17	12,0
0501288-10-16	M18x1,5	M16x1,5	630	10,0	12,5	19	12,0
0501288-12-18	M20x1,5	M18x1,5	630	12,0	14,5	22	12,0
0501288-14-20	M22x1,5	M20x1,5	630	14,0	16,0	24	14,0
0501288-16-22	M24x1,5	M22x1,5	400	16,0	15,5	27	14,0

If You wish to order a fitting/ ferrule/ adaptor in stainless, please add at the end of code.SS



0501295

METRIC MALE HEAVY TYPE (DIN 2353)
WELDING PIPE

PART. REF.	THREADS	W.P.	DIMENSION (mm)			
	F (METR)	bar	P	A	H	D
0501295-06-11	M14x1,5	630	6,0	19,0	14	11,0
0501295-08-13	M16x1,5	630	8,0	21,0	17	13,0
0501295-10-15	M18x1,5	630	10,0	22,5	19	15,0
0501295-12-17	M20x1,5	630	12,0	24,5	22	17,0
0501295-14-19	M22x1,5	630	14,0	27,0	24	19,0
0501295-16-21	M24x1,5	400	16,0	26,5	27	21,0
0501295-20-26	M30x2,0	400	20,0	29,5	32	26,0
0501295-25-31	M36x2,0	400	25,0	32,0	41	31,0
0501295-30-36	M42x2,0	400	30,0	35,5	46	36,0
0501295-38-44	M52x2,0	315	38,0	38,0	55	44,0

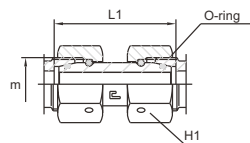
If You wish to order a fitting/ ferrule/ adaptor in stainless, please add at the end of code.SS

ADAPTORS

BRC

0511515

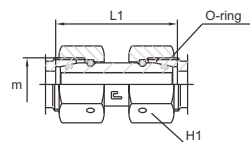
METRIC FEMALE CONNECTOR, LIGHT TYPE
STRAIGHT COUPLING WITH SWIVEL NUT (DIN 2353)



PART. REF.	THREADS	W.P.	DIMENSION (mm)		
		bar	PIPE	L ₁	H ₁
0511515-06-06	M12x1,5	315	6	40	14
0511515-08-08	M14x1,5	315	8	40	17
0511515-10-10	M16x1,5	315	10	39	19
0511515-12-12	M18x1,5	315	12	39	22
0511515-15-15	M22x1,5	315	15	45	27
0511515-18-18	M26x1,5	315	18	43	32
0511515-22-22	M30x2	160	22	48	36
0511515-28-28	M36x2	160	28	49	41
0511515-35-35	M45x2	160	35	60	50
0511515-42-42	M52x2	160	42	60	60

0511616

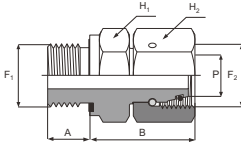
METRIC FEMALE CONNECTOR, HEAVY TYPE
STRAIGHT COUPLING WITH SWIVEL NUT (DIN 2353)



PART. REF.	THREADS	W.P.	DIMENSION (mm)		
		bar	PIPE	L ₁	H ₁
051161 6-06-06	M14x1,5	630	6	37	17
051161 6-08-08	M16x1,5	630	8	38	19
0511616-10-10	M18x1,5	630	10	44	22
0511616-12-12	M20x1,5	630	12	41	24
0511616-14-14	M22x1,5	630	14	44	27
0511616-16-16	M24x1,5	400	16	51	30
0511616-20-20	M30x2	400	20	56	36
0511616-25-25	M36x2	400	25	60	46
0511616-30-30	M42x2	400	30	62	50
0511616-38-38	M52x2	315	38	70	60

ADAPTORS

BRC

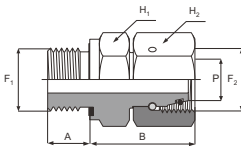


0520615

BSP MALE
METRIC FEMALE LIGHT TYPE (DIN 2353)

PART. REF.	THREADS		W.P.	DIMENSION (mm)				
	F ₁ (BSP)	F ₂ (METR)	bar	P	A	H ₁	H ₂	B
0520615-02-06	1/8" - 28	M12x1,5	315	6,0	8,0	14	14	24,5
0520615-04-08	1/4" - 19	M14x1,5	315	8,0	12,0	19	17	29,5
0520615-04-10	1/4" - 19	M16x1,5	315	10,0	12,0	19	19	27,5
0520615-06-12	3/8" - 19	M18x1,5	315	12,0	12,0	22	22	34,0
0520615-08-15	1/2" - 14	M22x1,5	315	15,0	14,0	27	27	32,0
0520615-08-18	1/2" - 14	M26x1,5	160	18,0	14,0	27	32	31,5
0520615-12-22	3/4" - 14	M30x2,0	160	22,0	16,0	32	36	32,5
0520615-16-28	1" - 11	M36x2,0	160	28,0	18,0	41	41	35,0
0520615-20-35	1 1/4" - 11	M45x2,0	160	35,0	20,0	50	50	42,5
0520615-24-42	1 1/2" - 11	M52x2,0	160	42,0	22,0	55	60	46,5

If You wish to order a fitting/ ferrule/ adaptor in stainless, please add at the end of code.SS



0520616

BSP MALE
METRIC FEMALE HEAVY TYPE (DIN 2353)

PART. REF.	THREADS		W.P.	DIMENSION (mm)				
	F ₁ (BSP)	F ₂ (METR)	bar	P	A	H ₁	H ₂	B
0520616-04-06	1/4" - 19	M14x1,5	630	6,0	12,0	19	17	27,0
0520616-04-08	1/4" - 19	M16x1,5	630	8,0	12,0	19	19	29,5
0520616-06-10	3/8" - 19	M18x1,5	630	10,0	12,0	22	22	32,0
0520616-06-12	3/8" - 19	M20x1,5	630	12,0	12,0	22	24	34,0
0520616-08-14	1/2" - 14	M22x1,5	630	14,0	14,0	27	27	36,5
0520616-08-16	1/2" - 14	M24x1,5	400	16,0	14,0	27	30	37,0
0520616-08-20	1/2" - 14	M30x2,0	400	20,0	16,0	32	36	43,0
0520616-12-20	3/4" - 14	M30x2,0	400	20,0	16,0	32	36	43,0
0520616-16-25	1" - 11	M36x2,0	400	25,0	18,0	41	46	48,0
0520616-20-30	1 1/4" - 11	M42x2,0	400	30,0	20,0	50	50	51,0
0520616-24-38	1 1/2" - 11	M52x2,0	315	38,0	22,0	55	60	60,0

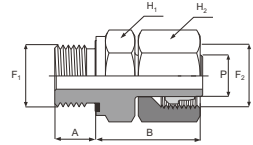
If You wish to order a fitting/ ferrule/ adaptor in stainless, please add at the end of code.SS

ADAPTORS

BRC

0520620

BSP MALE
METRIC FEMALE STANDPIPE, LIGHT TYPE (DIN 2353)

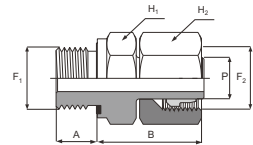


PART. REF.	THREADS		W.P.	DIMENSION (mm)				
	F ₁ (BSP)	F ₂ (METR)		bar	P	A	H ₁	H ₂
0520620-02-06	1/8" - 28	M12x1,5	315	6,0	8,0	14	14	24,5
0520620-04-08	1/4" - 19	M14x1,5	315	8,0	12,0	19	17	29,5
0520620-04-10	1/4" - 19	M16x1,5	315	10,0	12,0	19	19	27,5
0520620-04-12	1/4" - 19	M18x1,5	315	12,0	12,0	19	22	29,5
0520620-06-12	3/8" - 19	M18x1,5	315	12,0	12,0	22	22	34,0
0520620-08-12	1/2" - 14	M18x1,5	315	12,0	14,0	27	22	34,5
0520620-08-15	1/2" - 14	M22x1,5	315	15,0	14,0	27	27	32,0
0520620-08-18	1/2" - 14	M26x1,5	315	18,0	14,0	27	32	31,5
0520620-12-22	3/4" - 14	M30x2,0	160	22,0	16,0	32	36	32,5

If You wish to order a fitting/ ferrule/ adaptor in stainless, please add at the end of code.SS

0520621

BSP MALE
METRIC FEMALE STANDPIPE, HEAVY TYPE (DIN 2353)

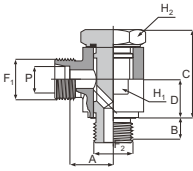


PART. REF.	THREADS		W.P.	DIMENSION (mm)				
	F ₁ (BSP)	F ₂ (METR)		bar	P	A	H ₁	H ₂
0520621-04-06	1/4" - 19	M14x1,5	630	6,0	12,0	19	17	27,0
0520621-04-08	1/4" - 19	M16x1,5	630	8,0	12,0	19	19	29,5
0520621-06-10	3/8" - 19	M18x1,5	630	10,0	12,0	22	22	32,0
0520621-06-12	3/8" - 19	M20x1,5	630	12,0	12,0	22	24	34,0
0520621-08-12	1/2" - 14	M20x1,5	630	12,0	14,0	27	24	35,0
0520621-08-14	1/2" - 14	M22x1,5	630	14,0	14,0	27	27	36,5
0520621-08-16	1/2" - 14	M24x1,5	400	16,0	14,0	27	30	37,0
0520621-12-16	3/4" - 14	M24x1,5	400	16,0	16,0	32	30	39,0
0520621-12-20	3/4" - 14	M30x2,0	400	20,0	16,0	32	36	43,0

If You wish to order a fitting/ ferrule/ adaptor in stainless, please add at the end of code.SS

ADAPTORS

BRC

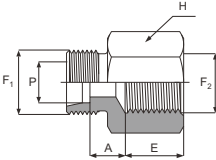


0521103

METRIC MALE, LIGHT TYPE (DIN 2353)
BSP BANJO COUPLING WITH ELASTOMER SEAL

PART. REF.	THREADS	W.P.	DIMENSION (mm)						
	F₂ (BSP)	bar	P	A	H₁	H₂	B	C	D
0521103-06-02	1/8" - 28	315	6,0	12,0	17	17	8,0	18,5	10,5
0521103-08-04	1/4" - 19	315	8,0	14,5	22	19	12,0	25,0	14,0
0521103-10-04	1/4" - 19	315	10,0	15,5	22	19	12,0	25,0	14,0
0521103-12-06	3/8" - 19	315	12,0	18,0	27	24	12,0	30,0	16,5
0521103-15-08	1/2" - 14	315	15,0	22,0	32	30	14,0	37,5	21,5
0521103-18-08	1/2" - 14	315	18,0	21,5	32	30	14,0	37,5	21,5
0521103-22-12	3/4" - 14	160	22,0	26,5	41	36	16,0	44,0	24,0
0521103-28-16	1" - 11	160	28,0	31,0	50	46	18,0	55,5	30,5
0521103-35-20	1.1/4" - 11	160	35,0	35,0	60	55	20,0	65,5	35,5
0521103-42-24	1.1/2" - 11	160	42,0	39,5	70	60	22,0	75,5	40,5

If You wish to order a fitting/ ferrule/ adaptor in stainless, please add at the end of code.SS



0521104

METRIC MALE, LIGHT TYPE (DIN 2353)
BSP FIXED FEMALE

PART. REF.	THREADS	W.P.	DIMENSION (mm)				
	F₁ (METR)	F₂ (BSP)	bar	P	A	H	E
0521104-06-02	M12x1,5	1/8" - 28	315	6,0	9,0	14	10,0
0521104-08-04	M14x1,5	1/4" - 19	315	8,0	10,0	19	14,0
0521104-08-06	M14x1,5	3/8" - 19	315	8,0	13,0	22	11,0
0521104-10-04	M16x1,5	1/4" - 19	315	10,0	11,0	19	14,0
0521104-12-04	M18x1,5	1/4" - 19	315	12,0	12,0	19	11,0
0521104-12-06	M18x1,5	3/8" - 19	315	12,0	12,0	24	14,0
0521104-12-08	M18x1,5	1/2" - 14	315	12,0	16,0	27	15,0
0521104-15-08	M22x1,5	1/2" - 14	315	15,0	14,0	27	17,0
0521104-18-08	M26x1,5	1/2" - 14	315	18,0	13,5	27	17,0
0521104-22-12	M30x2,0	3/4" - 14	160	22,0	16,5	36	19,0
0521104-28-16	M36x2,0	1" - 11	160	28,0	16,0	41	21,5
0521104-35-20	M42x2,0	1.1/4" - 11	160	35,0	18,0	55	23,5
0521104-42-24	M52x2,0	1.1/2" - 11	160	42,0	17,5	60	25,5

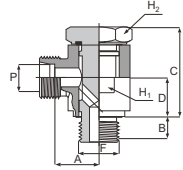
If You wish to order a fitting/ ferrule/ adaptor in stainless, please add at the end of code.SS

ADAPTORS

BRC

0521109

METRIC MALE, LIGHT TYPE (DIN 2353)
METRIC BANJO COUPLING WITH ELASTOMER SEAL

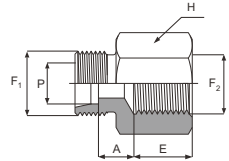


PART. REF.	THREADS	W.P.	DIMENSION (mm)						
	F (METR)	bar	P	A	H₁	H₂	B	C	D
0521109-06-10	M10x1,0	315	6,0	12,0	17	17	8,0	18,5	10,5
0521109-08-12	M12x1,5	315	8,0	14,5	22	19	12,0	25,0	14,0
0521109-10-14	M14x1,5	315	10,0	15,5	22	19	12,0	25,0	14,0
0521109-12-16	M16x1,5	315	12,0	18,0	27	24	12,0	30,0	16,5
0521109-15-18	M18x1,5	315	15,0	22,0	32	27	12,0	33,5	18,5
0521109-18-22	M22x1,5	315	18,0	21,5	32	30	14,0	37,5	21,5
0521109-22-26	M26x1,5	160	22,0	26,5	41	36	16,0	44,0	24,0
0521109-28-33	M33x2,0	160	28,0	31,0	50	46	18,0	55,5	30,5
0521109-35-42	M42x2,0	160	35,0	35,0	60	55	20,0	65,5	35,5
0521109-42-48	M48x2,0	160	42,0	39,5	70	60	22,0	75,5	40,5

If You wish to order a fitting/ ferrule/ adaptor in stainless, please add at the end of code.SS

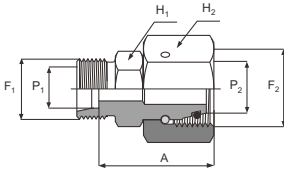
0521114

METRIC MALE, LIGHT TYPE (DIN 2353)
METRIC FIXED FEMALE (DIN 3852-11)



PART. REF.	THREADS	W.P.	DIMENSION (mm)				
	F₁ (METR)	F₂ (METR)	bar	P	A	H	E
0521114-06-10	M12x1,5	M10x1,0	315	6,0	9,0	14	10,0
0521114-08-12	M14x1,5	M12x1,5	315	8,0	9,5	17	14,5
0521114-10-14	M16x1,5	M14x1,5	315	10,0	10,5	19	14,5
0521114-12-16	M18x1,5	M16x1,5	315	12,0	11,5	22	14,5
0521114-15-18	M22x1,5	M18x1,5	315	15,0	16,5	24	14,5
0521114-18-22	M26x1,5	M22x1,5	315	18,0	14,0	30	16,5
0521114-22-26	M30x2,0	M26x1,5	160	22,0	16,0	32	18,5
0521114-28-33	M36x2,0	M33x2,0	160	28,0	16,5	41	21,0
0521114-35-42	M45x2,0	M42x2,0	160	35,0	17,5	55	23,0
0521114-42-48	M52x2,0	M48x2,0	160	42,0	18,0	60	25,0

If You wish to order a fitting/ ferrule/ adaptor in stainless, please add at the end of code.SS



0521115

REDUCING ADAPTOR WITH O'RING, LIGHT TYPE (DIN 2353)

PART. REF.	THREADS		W.P.	DIMENSION (mm)				
	F1 (METR)	F2 (METR)	bar	P1	P2	A	H1	H2
0521115-06-08	M12x1,5	M14x1,5	315	6,0	8,0	24,0	12	17
0521115-06-10	M12x1,5	M16x1,5	315	6,0	10,0	25,0	14	19
0521115-06-12	M12x1,5	M18x1,5	315	6,0	12,0	25,0	17	22
0521115-06-15	M12x1,5	M22x1,5	315	6,0	15,0	26,0	19	27
0521115-06-18	M12x1,5	M26x1,5	315	6,0	18,0	29,5	24	32
0521115-06-22	M12x1,5	M30x2,0	160	6,0	22,0	30,5	27	36
0521115-06-22	M12x1,5	M30x2,0	160	6,0	22,0	30,5	27	36
0521115-06-35	M12x1,5	M45x2,0	160	6,0	35,0	37,0	41	50
0521115-06-42	M12x1,5	M52x2,0	160	6,0	42,0	38,0	50	60
0521115-08-10	M14x1,5	M16x1,5	315	8,0	10,0	25,0	14	19
0521115-08-12	M14x1,5	M18x1,5	315	8,0	12,0	25,0	17	22
0521115-08-15	M14x1,5	M22x1,5	315	8,0	15,0	29,0	19	27
0521115-08-18	M14x1,5	M26x1,5	315	8,0	18,0	29,5	24	32
0521115-08-22	M14x1,5	M30x2,0	160	8,0	22,0	30,5	27	36
0521115-08-28	M14x1,5	M36x2,0	160	8,0	28,0	31,5	32	41
0521115-08-35	M14x1,5	M45x2,0	160	8,0	35,0	37,0	41	50
0521115-08-42	M14x1,5	M52x2,0	160	38,0	42,0	38,0	50	60
0521115-10-12	M16x1,5	M18x1,5	315	10,0	12,0	26,0	17	22
0521115-10-15	M16x1,5	M22x1,5	315	10,0	15,0	30,0	19	27
0521115-10-18	M16x1,5	M26x1,5	315	10,0	18,0	30,5	24	32
0521115-10-22	M16x1,5	M30x2,0	160	10,0	22,0	31,5	27	36
0521115-10-28	M16x1,5	M36x2,0	160	10,0	28,0	32,5	32	41
0521115-10-35	M16x1,5	M45x2,0	160	10,0	35,0	38,0	41	50
0521115-10-42	M16x1,5	M52x2,0	160	10,0	42,0	39,0	50	60
0521115-12-15	M18x1,5	M22x1,5	315	12,0	15,0	30,0	19	27
0521115-12-18	M18x1,5	M26x1,5	315	12,0	18,0	30,5	24	32
0521115-12-22	M18x1,5	M30x2,0	160	12,0	22,0	31,5	27	36
0521115-12-28	M18x1,5	M36x2,0	160	12,0	28,0	32,5	32	41
0521115-12-35	M18x1,5	M45x2,0	160	12,0	35,0	38,0	41	50
0521115-12-42	M18x1,5	M52x2,0	160	12,0	42,0	39,0	50	60
0521115-15-18	M22x1,5	M26x1,5	315	15,0	18,0	31,5	24	32
0521115-15-22	M22x1,5	M30x2,0	160	15,0	22,0	31,5	27	36
0521115-15-28	M22x1,5	M36x2,0	160	15,0	28,0	33,5	32	41
0521115-15-35	M22x1,5	M45x2,0	160	15,0	35,0	39,0	41	50
0521115-15-42	M22x1,5	M52x2,0	160	15,0	42,0	40,0	50	60
0521115-18-22	M26x1,5	M30x2,0	160	18,0	22,0	32,0	27	36
0521115-18-28	M26x1,5	M36x2,0	160	18,0	28,0	33,0	32	41

If you wish to order a fitting/ ferrule/ adaptor in stainless, please add at the end of code.SS

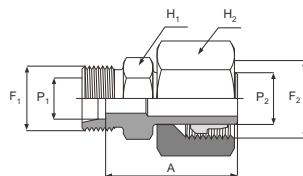
ADAPTORS

BRC

PART. REF.	THREADS		W.P.	DIMENSION (mm)				
	F ₁ (METR)	F ₂ (METR)	bar	P ₁	P ₂	A	H ₁	H ₂
0521115-18-35	M26x1,5	M45x2,0	160	18,0	35,0	38,5	41	50
0521115-18-42	M26x1,5	M52x2,0	160	18,0	42,0	39,5	50	60
0521115-22-28	M30x2,0	M36x2,0	160	22,0	28,0	35,0	32	41
0521115-22-35	M30x2,0	M45x2,0	160	22,0	35,0	40,5	41	50
0521115-28-35	M36x2,0	M45x2,0	160	28,0	35,0	40,5	41	50
0521115-22-42	M30x2,0	M52x2,0	160	22,0	42,0	41,5	50	60
0521115-28-42	M36x2,0	M52x2,0	160	28,0	42,0	41,5	50	60
0521115-35-42	M45x2,0	M52x2,0	160	35,0	42,0	40,5	50	60

0521120

REDUCING STANDPIPE ADAPTOR, LIGHT TYPE (DIN 2353)

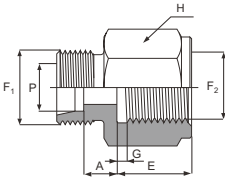


PART. REF.	THREADS		W.P.	DIMENSION (mm)				
	F ₁ (METR)	F ₂ (METR)	bar	P ₁	P ₂	A	H ₁	H ₂
0521120-06-08	M12x1,5	M14x1,5	315	6,0	8,0	25,5	12	17
0521120-06-10	M12x1,5	M16x1,5	315	6,0	10,0	26,0	12	19
0521120-06-12	M12x1,5	M18x1,5	315	6,0	12,0	27,0	14	22
0521120-06-15	M12x1,5	M22x1,5	315	6,0	15,0	27,0	17	27
0521120-06-18	M12x1,5	M26x1,5	315	6,0	18,0	29,5	19	32
0521120-06-22	M12x1,5	M30x2,0	160	6,0	22,0	30,5	24	36
0521120-08-10	M14x1,5	M16x1,5	315	8,0	10,0	27,0	14	19
0521120-08-12	M14x1,5	M18x1,5	315	8,0	12,0	27,0	14	22
0521120-08-15	M14x1,5	M22x1,5	315	8,0	15,0	27,0	17	27
0521120-08-18	M14x1,5	M26x1,5	315	8,0	18,0	29,5	19	32
0521120-08-22	M14x1,5	M30x2,0	160	8,0	22,0	30,5	24	36
0521120-10-12	M16x1,5	M18x1,5	315	10,0	12,0	28,0	17	22
0521120-10-15	M16x1,5	M22x1,5	315	10,0	15,0	28,0	17	27
0521120-10-18	M16x1,5	M26x1,5	315	10,0	18,0	30,5	19	32
0521120-10-22	M16x1,5	M30x2,0	160	10,0	22,0	31,5	24	36
0521120-12-15	M18x1,5	M22x1,5	315	12,0	15,0	29,0	19	27
0521120-12-18	M18x1,5	M26x1,5	315	12,0	18,0	30,5	19	32
0521120-12-22	M18x1,5	M30x2,0	160	12,0	22,0	31,5	24	36
0521120-15-18	M22x1,5	M26x1,5	315	15,0	18,0	31,5	24	32
0521120-15-22	M22x1,5	M30x2,0	160	15,0	22,0	32,5	24	36
0521120-18-22	M26x1,5	M30x2,0	160	18,0	22,0	32,5	27	36

If You wish to order a fitting/ ferrule/ adaptor in stainless, please add at the end of code.SS

ADAPTORS

BRC

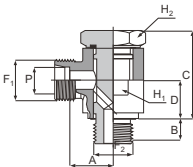


0521153

METRIC MALE, LIGHT TYPE (DIN 2353)
BSP PRESSURE GAUGE PORT

PART. REF.	THREADS		W.P.	DIMENSION (mm)				
	F1 (METR)	F2 (BSP)	bar	P	A	H	E	G
0521153-06-04	M12x1,5	1/4" - 19	315	6,0	7,5	19	14,5	4,5
0521153-08-04	M14x1,5	1/4" - 19	315	8,0	7,5	19	14,5	4,5
0521153-10-04	M16x1,5	1/4" - 19	315	10,0	8,5	19	14,5	4,5
0521153-12-04	M18x1,5	1/4" - 19	315	12,0	8,5	19	14,5	4,5

If You wish to order a fitting/ ferrule/ adaptor in stainless, please add at the end of code.SS



0521203

METRIC MALE, HEAVY TYPE (DIN 2353)
BSP BANJO COUPLING WITH ELASTOMER SEAL

PART. REF.	THREADS	W.P.	DIMENSION (mm)						
	F2 (BSP)	bar	P	A	H1	H2	B	C	D
0521203-06-04	1/4" - 19	630	6,0	16,5	22	19	12,0	25,0	14,0
0521203-08-04	1/4" - 19	630	8,0	16,5	22	19	12,0	25,0	14,0
0521203-10-06	3/8" - 19	630	10,0	18,5	27	24	12,0	30,0	16,5
0521203-12-06	3/8" - 19	630	12,0	18,5	27	24	12,0	30,0	16,5
0521203-14-08	1/2" - 14	630	14,0	23,0	32	30	14,0	37,5	21,5
0521203-16-08	1/2" - 14	400	16,0	22,5	32	30	14,0	37,5	21,5
0521203-20-12	3/4" - 14	400	20,0	25,5	41	36	16,0	44,0	24,0
0521203-25-16	1" - 11	400	25,0	31,5	50	46	18,0	55,5	30,5
0521203-30-20	1.1/4" - 11	400	30,0	36,0	60	55	20,0	65,5	35,5
0521203-38-24	1.1/2" - 11	315	38,0	40,5	70	60	22,0	75,5	40,5

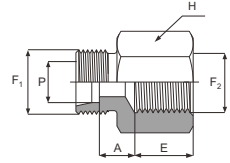
If You wish to order a fitting/ ferrule/ adaptor in stainless, please add at the end of code.SS

ADAPTORS

BRC

0521204

METRIC MALE, HEAVY TYPE (DIN 2353)
BSP FIXED FEMALE

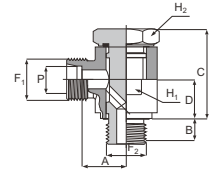


PART. REF.	THREADS	W.P.	DIMENSION (mm)				
	F ₁ (METR)	F ₂ (BSP)	bar	P	A	H	E
0521204-06-04	M14x1,5	1/4" - 19	630	6,0	12,0	19	14,0
0521204-08-04	M16x1,5	1/4" - 19	630	8,0	12,0	19	14,0
0521204-10-06	M18x1,5	3/8" - 19	630	10,0	12,5	24	14,0
0521204-12-06	M20x1,5	3/8" - 19	630	12,0	12,5	24	14,0
0521204-14-08	M22x1,5	1/2" - 14	630	14,0	15,0	30	17,0
0521204-16-08	M24x1,5	1/2" - 14	400	16,0	14,5	30	17,0
0521204-20-12	M30x2,0	3/4" - 14	400	20,0	15,5	36	19,0
0521204-25-16	M36x2,0	1" - 11	400	25,0	15,5	41	21,5
0521204-30-20	M42x2,0	1.1/4" - 11	400	30,0	19,0	55	23,5
0521204-38-24	M52x2,0	1.1/2" - 11	400	38,0	18,5	60	25,5

If You wish to order a fitting/ ferrule/ adaptor in stainless, please add at the end of code.SS

0521209

METRIC MALE, HEAVY TYPE (DIN 2353)
METRIC BANJO COUPLING WITH ELASTOMER SEAL

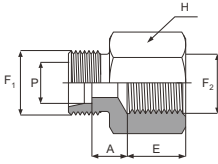


PART. REF.	THREADS	W.P.	DIMENSION (mm)						
	F (METR)	bar	P	A	H ₁	H ₂	B	C	D
0521209-06-12	M12x1,5	630	6,0	16,5	22	19	12,0	25,0	14,0
0521209-08-14	M14x1,5	630	8,0	16,5	22	19	12,0	25,0	14,0
0521209-10-16	M16x1,5	630	10,0	18,5	27	24	12,0	30,0	16,5
0521209-12-18	M18x1,5	630	12,0	21,5	32	24	12,0	33,5	18,5
0521209-14-20	M20x1,5	630	14,0	23,0	32	30	14,0	36,0	20,0
0521209-16-22	M22x1,5	400	16,0	22,5	32	30	14,0	37,5	21,5
0521209-20-27	M27x2,0	400	20,0	25,5	41	36	16,0	44,0	24,0
0521209-25-33	M33x2,0	400	25,0	31,5	50	46	18,0	55,5	30,5
0521209-30-42	M42x2,0	400	30,0	36,0	60	55	20,0	65,5	35,5
0521209-38-48	M48x2,0	400	38,0	40,5	70	60	22,0	75,5	40,5

If You wish to order a fitting/ ferrule/ adaptor in stainless, please add at the end of code.SS

ADAPTORS

BRC



0521214

METRIC MALE, HEAVY TYPE (DIN 2353)
METRIC FIXED FEMALE (DIN 3852-11)

PART. REF.	THREADS		W.P.	DIMENSION (mm)			
	F ₁ (METR)	F ₂ (METR)	bar	P	A	H	E
0521214-06-12	M14x1,5	M12x1,5	630	6,0	11,5	17	14,5
0521214-08-14	M16x1,5	M14x1,5	630	8,0	11,5	19	14,5
0521214-10-16	M18x2,0	M16x2,0	630	10,0	12,0	22	14,5
0521214-12-18	M20x1,5	M18x1,5	630	12,0	12,0	24	14,5
0521214-14-20	M22x1,5	M20x1,5	630	14,0	13,5	27	14,5
0521214-16-22	M24x1,5	M22x1,5	400	16,0	14,0	30	17,0
0521214-20-27	M30x2,0	M27x2,0	400	20,0	15,5	36	19,0
0521214-25-33	M36x2,0	M33x2,0	400	25,0	16,0	41	21,0
0521214-30-42	M42x2,0	M42x2,0	400	30,0	19,5	55	23,0
0521214-38-48	M52x2,0	M48x2,0	315	38,0	19,0	60	25,0

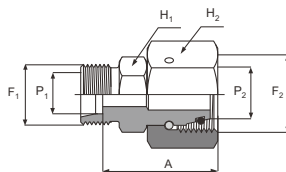
If You wish to order a fitting/ ferrule/ adaptor in stainless, please add at the end of code.SS

ADAPTORS

BRC

0521216

METRIC REDUCING ADAPTOR WITH O'RING, HEAVY TYPE
(DIN 2353)

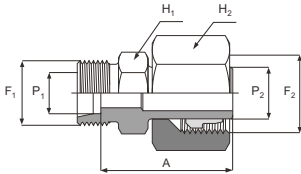


PART. REF.	THREADS		W.P.	DIMENSION (mm)				
	F1 (METR)	F2 (METR)		bar	P1	P2	A	H1
0521216-06-08	M14x1,5	M16x1,5	630	6,0	8,0	29,0	14	19
0521216-06-10	M14x1,5	M18x1,5	630	6,0	10,0	31,5	17	22
0521216-06-12	M14x1,5	M20x1,5	630	6,0	12,0	31,0	17	24
0521216-06-14	M14x1,5	M22x1,5	630	6,0	14,0	34,0	19	27
0521216-06-16	M14x1,5	M24x1,5	400	6,0	16,0	38,5	22	30
0521216-06-20	M14x1,5	M30x2,0	400	6,0	20,0	41,0	27	36
0521216-06-25	M14x1,5	M36x2,0	400	6,0	25,0	45,5	32	46
0521216-06-30	M14x1,5	M42x2,0	400	6,0	30,0	50,0	41	50
0521216-06-38	M14x1,5	M52x2,0	315	6,0	38,0	52,0	50	60
0521216-08-10	M16x1,5	M18x1,5	630	8,0	10,0	31,0	17	22
0521216-08-12	M16x1,5	M20x1,5	630	8,0	12,0	31,0	17	24
0521216-08-14	M16x1,5	M22x1,5	630	8,0	14,0	34,0	19	27
0521216-08-16	M16x1,5	M24x1,5	400	8,0	16,0	38,5	22	30
0521216-08-20	M16x1,5	M30x2,0	400	8,0	20,0	41,0	27	36
0521216-08-25	M16x1,5	M36x2,0	400	8,0	25,0	45,5	32	46
0521216-08-30	M16x1,5	M42x2,0	400	8,0	30,0	50,0	41	50
0521216-08-38	M16x1,5	M52x2,0	315	8,0	38,0	52,0	50	60
0521216-10-12	M18x1,5	M20x1,5	630	10,0	12,0	30,5	19	24
0521216-10-14	M18x1,5	M22x1,5	630	10,0	14,0	33,5	19	27
0521216-10-16	M18x1,5	M24x1,5	400	10,0	16,0	38,0	22	30
0521216-10-20	M18x1,5	M30x2,0	400	10,0	20,0	40,5	27	36
0521216-10-25	M18x1,5	M36x2,0	400	10,0	25,0	45,0	32	46
0521216-10-30	M18x1,5	M42x2,0	400	10,0	30,0	49,5	41	50
0521216-10-38	M18x1,5	M52x2,0	315	10,0	38,0	51,5	50	60
0521216-12-14	M20x1,5	M22x1,5	630	12,0	14,0	35,5	22	27
0521216-12-16	M20x1,5	M24x1,5	400	12,0	16,0	38,0	22	30
0521216-12-20	M20x1,5	M30x2,0	400	12,0	20,0	40,5	27	36
0521216-12-25	M20x1,5	M36x2,0	400	12,0	25,0	45,0	32	46
0521216-12-30	M20x1,5	M42x2,0	400	12,0	30,0	49,5	41	50
0521216-12-38	M20x1,5	M52x2,0	315	12,0	38,0	51,5	50	60
0521216-14-16	M22x1,5	M24x1,5	400	14,0	16,0	39,5	24	30
0521216-14-20	M22x1,5	M22x1,5	400	14,0	20,0	42,0	27	36
0521216-14-25	M22x1,5	M36x2,0	400	14,0	25,0	46,5	32	46
0521216-14-30	M22x2,0	M42x2,0	400	14,0	30,0	51,0	41	50
0521216-14-38	M22x1,5	M52x2,0	315	14,0	38,0	53,0	50	60
0521216-16-20	M24x1,5	M30x2,0	400	16,0	20,0	41,5	27	36
0521216-16-25	M24x1,5	M36x2,0	400	16,0	25,0	46,0	32	46

If you wish to order a fitting/ ferrule/ adaptor in stainless, please add at the end of code:SS

PART. REF.	THREADS		W.P.	DIMENSION (mm)				
	F ₁ (METR)	F ₂ (METR)		bar	P ₁	P ₂	A	H ₁
0521216-16-30	M24x1,5	M42x2,0	400	16,0	30,0	50,5	41	50
0521216-16-38	M24x1,5	M52x2,0	315	16,0	38,0	52,5	50	60
0521216-20-25	M30x2,0	M36x2,0	400	20,0	25,0	46,0	32	46
0521216-20-30	M30x2,0	M42x2,0	400	20,0	30,0	50,5	41	50
0521216-20-38	M30x2,0	M52x2,0	315	20,0	38,0	52,5	50	60
0521216-25-30	M36x2,0	M42x2,0	400	25,0	30,0	51,0	41	50
0521216-25-38	M36x2,0	M52x2,0	315	25,0	38,0	53,0	50	60
0521216-30-38	M42x2,0	M52x2,0	315	30,0	38,0	53,5	50	60

If You wish to order a fitting/ ferrule/ adaptor in stainless, please add at the end of code.SS



0521221

REDUCING STANDPIPE ADAPTOR, HEAVY TYPE (DIN 2353)

PART. REF.	THREADS		W.P.	DIMENSION (mm)				
	F ₁ (METR)	F ₂ (METR)		bar	P ₁	P ₂	A	H ₁
0521221-06-08	M14x1,5	M16x1,5	630	6,0	8,0	29,0	14	19
0521221-06-10	M4x1,5	M18x1,5	630	6,0	10,0	31,5	14	22
0521221-06-12	M14x1,5	M20x1,5	630	6,0	12,0	31,0	14	24
0521221-06-14	M14x1,5	M22x1,5	630	6,0	14,0	35,0	17	27
0521221-06-16	M14x1,5	M24x1,5	400	6,0	16,0	36,0	17	30
0521221-06-20	M14x1,5	M30x2,0	400	6,0	20,0	41,5	22	36
0521221-08-10	M16x1,5	M18x1,5	630	6,0	10,0	33,5	17	22
0521221-08-12	M16x1,5	M20x1,5	630	8,0	12,0	33,0	17	24
0521221-08-14	M16x1,5	M22x1,5	630	8,0	14,0	35,0	17	27
0521221-08-16	M16x1,5	M24x1,5	400	8,0	16,0	36,0	17	30
0521221-08-20	M16x1,5	M30x2,0	400	8,0	20,0	41,0	22	36
0521221-10-12	M18x1,5	M20x1,5	630	10,0	12,0	32,5	19	24
0521221-10-14	M18x1,5	M22x1,5	630	10,0	14,0	34,5	19	27
0521221-10-16	M18x1,5	M24x1,5	400	10,0	16,0	35,5	19	30
0521221-10-20	M18x1,5	M30x2,0	400	10,0	20,0	41,0	22	36
0521221-12-14	M20x1,5	M22x1,5	630	12,0	14,0	36,5	22	27
0521221-12-16	M20x1,5	M24x1,5	400	12,0	16,0	37,5	22	30
0521221-12-20	M20x1,5	M30x2,0	400	12,0	20,0	41,0	22	36
0521221-14-16	M22x1,5	M24x1,5	400	14,0	16,0	39,0	24	30
0521221-14-20	M22x1,5	M30x2,0	400	14,0	20,0	42,5	24	36
0521221-16-20	M24x1,5	M30x2,0	400	16,0	20,0	42,0	27	36

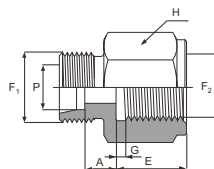
If You wish to order a fitting/ ferrule/ adaptor in stainless, please add at the end of code.SS

ADAPTORS

BRC

0521253

METRIC MALE, LIGHT TYPE (DIN 2353)
BSP PRESSURE GAUGE PORT

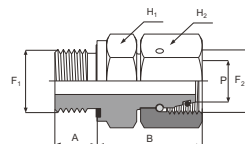


PART. REF.	THREADS		W.P.	DIMENSION (mm)					
	F1 (METR)	F2 (BSP)		bar	P	A	H	E	G
0521253-06-08	M14x1,5	1/2" - 14	630	6,0	11,0	30	20,0	5,0	
0521253-08-08	M16x1,5	1/2" - 14	630	8,0	11,0	30	20,0	5,0	
0521253-10-08	M18x1,5	1/2" - 14	630	10,0	10,5	30	20,0	5,0	
0521253-12-08	M20x1,5	1/2" - 14	630	12,0	10,5	30	20,0	5,0	

If You wish to order a fitting/ ferrule/ adaptor in stainless, please add at the end of code.SS

0521415

METRIC MALE (DIN 3852-11)
METRIC FEMALE, LIGHT TYPE (DIN 2353)

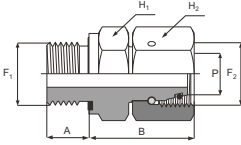


PART. REF.	THREADS		W.P.	DIMENSION (mm)					
	F1 (METR)	F2 (METR)		bar	P	A	H1	H2	B
0521415-10-06	M10x1,0	M12x1,5	315	6,0	8,0	14	14	24,5	
0521415-12-08	M12x1,5	M14x1,5	315	8,0	12,0	17	17	26,5	
0521415-14-10	M14x1,5	M16x1,5	315	10,0	12,0	19	19	27,5	
0521415-16-12	M16x1,5	M18x1,5	315	12,0	12,0	22	22	30,5	
0521415-18-15	M18x1,5	M22x1,5	315	15,0	12,0	24	27	31,5	
0521415-22-18	M22x1,5	M26x1,5	315	18,0	14,0	27	32	31,5	
0521415-26-22	M26x1,5	M30x2,0	160	22,0	16,0	32	36	32,5	
0521415-33-28	M33x2,0	M36x2,0	160	28,0	18,0	41	41	35,0	
0521415-42-35	M42x2,0	M45x2,0	160	35,0	20,0	50	50	42,5	
0521415-48-42	M48x2,0	M52x2,0	160	42,0	22,0	55	60	46,5	

If You wish to order a fitting/ ferrule/ adaptor in stainless, please add at the end of code.SS

ADAPTORS

BRC

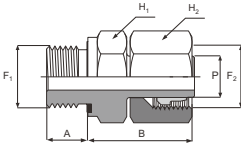


0521416

METRIC MALE (DIN 3852-11)
METRIC FEMALE, HEAVY TYPE (DIN 2353)

PART. REF.	THREADS		W.P.	DIMENSION (mm)				
	F ₁ (METR)	F ₂ (METR)		bar	P	A	H ₁	H ₂
0521416-12-06	M12x1,5	M14x1,5	630	6,0	12,0	17	17	27,0
0521416-14-08	M14x1,5	M16x1,5	630	8,0	12,0	19	19	29,5
0521416-16-10	M16x1,5	M18x1,5	630	10,0	12,0	22	22	32,0
0521416-18-12	M18x1,5	M20x1,5	630	12,0	12,0	24	24	34,0
0521416-20-14	M20x1,5	M22x1,5	630	14,0	14,0	27	27	36,5
0521416-22-16	M22x1,5	M24x1,5	400	16,0	14,0	27	30	37,0
0521416-27-20	M27x2,0	M30x2,0	400	20,0	16,0	32	36	43,0
0521416-33-25	M33x2,0	M36x2,0	400	25,0	18,0	41	46	48,0
0521416-42-30	M42x2,0	M42x2,0	400	30,0	20,0	50	50	51,0
0521416-48-38	M48x2,0	M52x2,0	315	38,0	22,0	55	60	60,0

If You wish to order a fitting/ ferrule/ adaptor in stainless, please add at the end of code.SS



0521420

METRIC MALE (DIN 3852-11)
METRIC FEMALE STANDPIPE, LIGHT TYPE (DIN 2353)

PART. REF.	THREADS		W.P.	DIMENSION (mm)				
	F ₁ (METR)	F ₂ (METR)		bar	P	A	H ₁	H ₂
0521420-10-06	M10x1,0	M12x1,5	315	6,0	8,0	14	14	24,5
0521420-12-08	M12x1,5	M14x1,5	315	8,0	12,0	17	17	26,5
0521420-14-10	M14x1,5	M16x1,5	315	10,0	12,0	19	19	27,5
0521420-16-12	M16x1,5	M18x1,5	315	12,0	12,0	22	22	30,5
0521420-18-15	M18x1,5	M22x1,5	315	15,0	12,0	24	27	31,5
0521420-22-18	M22x1,5	M26x1,5	315	18,0	14,0	27	32	31,5
0521420-26-22	M26x1,5	M30x2,0	160	22,0	16,0	32	36	32,5

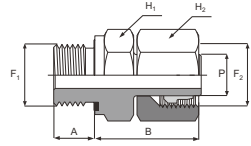
If You wish to order a fitting/ ferrule/ adaptor in stainless, please add at the end of code.SS

ADAPTORS

BRC

0521421

METRIC MALE (DIN 3852-11)
METRIC FEMALE STANDPIPE, HEAVY TYPE (DIN 2353)

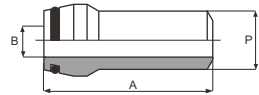


PART. REF.	THREADS		W.P.	DIMENSION (mm)					
	F1 (METR)	F2 (METR)		bar	P	A	H1	H2	B
0521421-12-06	M12x1,5	M14x1,5	630	6,0	12,0	17	17	27,0	
0521421-14-08	M14x1,5	M16x1,5	630	8,0	12,0	19	19	29,5	
0521421-16-10	M16x1,5	M18x1,5	630	10,0	12,0	22	22	32,0	
0521421-18-12	M18x1,5	M20x1,5	630	12,0	12,0	24	24	34,0	
0521421-20-14	M20x1,5	M22x1,5	630	14,0	14,0	27	27	36,5	
0521421-22-16	M22x1,5	M24x1,5	400	16,0	14,0	27	30	37,0	
0521421-27-20	M27x2,0	M30x2,0	400	20,0	16,0	32	36	43,0	

If You wish to order a fitting/ ferrule/ adaptor in stainless, please add at the end of code.SS

0521695

WELDING FITTING WITH O'RING, HEAVY TYPE (DIN2353)

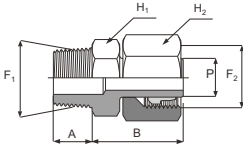


PART. REF.	WORKING PRESSURE	DIMENSION (mm)		
	W.P. (bar)	P	A	B
0521695-08-08	630	8,0	31,0	4,0
0521695-10-10	400	10,0	32,5	6,0
0521695-12-12	630	12,0	32,5	7,0
0521695-14-14	400	14,0	38,5	8,0
0521695-16-16	400	16,0	39,0	10,0
0521695-20-20	400	20,0	45,0	12,0
0521695-25-25	315	25,0	49,5	17,0
0521695-30-30	250	30,0	52,0	22,0
0521695-38-52	250	38,0	56,5	28,0

If You wish to order a fitting/ ferrule/ adaptor in stainless, please add at the end of code.SS

ADAPTORS

BRC

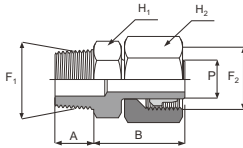


0522820

NPTF MALE (SAE J476A)
METRIC FEMALE STANDPIPE, LIGHT TYPE (DIN 2353)

PART. REF.	THREADS		W.P.	DIMENSION (mm)				
	F ₁ (NPTF)	F ₂ (METR)		P	A	H ₁	H ₂	B
05228 20-02-06	1/8" - 27	M12x1,5	315	6,0	10,0	12	14	23,0
05228 20-04-08	1/4" - 18	M14x1,5	315	8,0	15,0	14	17	27,5
052282 0-04-10	1/4" - 18	M16x1,5	315	10,0	15,0	14	19	25,5
052282 0-06-12	3/8" - 18	M18x1,5	315	12,0	15,0	19	22	31,5
052282 0-08-15	1/2" - 14	M22x1,5	315	15,0	19,5	22	27	29,0
052282 0-08-18	1/2" - 14	M26x1,5	315	18,0	19,5	22	32	28,5
0522820-12-22	3/4" - 14	M30x2,0	160	22,0	20,0	27	36	29,5
0522820-16-28	1" - 11 ^{1/2}	M36x2,0	160	28,0	23,0	40	46	34,5
0522820-20-35	1 1/4" - 11 ^{1/2}	M45x2,0	160	35,0	25,5	46	50	39,5
052282 0-24-42	1 1/2" - 11 ^{1/2}	M52x2,0	160	42,0	26,0	50	60	43,5

If You wish to order a fitting/ ferrule/ adaptor in stainless, please add at the end of code.SS



0522821

NPTF MALE (SAE J476A)
METRIC FEMALE STANDPIPE, HEAVY TYPE (DIN 2353)

PART. REF.	THREADS		W.P.	DIMENSION (mm)				
	F ₁ (NPTF)	F ₂ (METR)		bar	P	A	H ₁	H ₂
05228 21-04-06	1/4" - 18	M14x1,5	630	6,0	15,0	14	17	25,0
05228 21-04-08	1/4" - 18	M16x1,5	630	8,0	15,0	14	19	27,5
0522821-06-10	3/8" - 18	M18x1,5	630	10,0	15,0	19	22	29,5
0522821-06-12	3/8" - 18	M20x1,5	630	12,0	15,0	19	24	31,5
0522821-08-16	1/2" - 14	M24x1,5	400	16,0	19,5	22	30	34,0
0522821-12-20	3/4" - 14	M30x2,0	400	20,0	20,0	27	36	40,0
0522821-16-25	1" - 11 ^{1/2}	M36x2,0	400	25,0	25,0	36	46	45,0
0522821-20-30	1 1/4" - 11 ^{1/2}	M42x2,0	400	30,0	25,5	46	50	48,0
0522821-24-38	1 1/2" - 11 ^{1/2}	M52x2,0	315	38,0	26,0	50	60	57,0

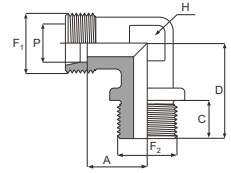
If You wish to order a fitting/ ferrule/ adaptor in stainless, please add at the end of code.SS

ADAPTORS

BRC

0561106

METRIC MALE, LIGHT TYPE (DIN 2353)
BSP FLAT FACE MALE, 90° ELBOW

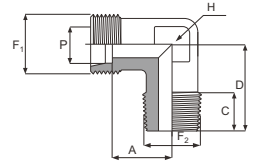


PART. REF.	THREADS		W.P.	DIMENSION (mm)				
	F ₁ (METR)	F ₂ (BSP)	bar	P	A	H	C	D
0561106-22-12	M30x2,0	3/4" - 14	160	22,0	27,5	27	15,0	43,5
0561106-28-16	M36x2,0	1" - 11	160	28,0	30,5	36	17,0	49,0
0561106-35-20	M45x2,0	1.1/4" - 11	160	35,0	34,5	41	19,0	57,0
0561106-42-24	M52x2,0	1.1/2" - 11	160	42,0	40,0	50	20,0	64,0

If you wish to order a fitting/ ferrule/ adaptor in stainless, please add at the end of code.SS

0561107

METRIC MALE, LIGHT TYPE (DIN 2353)
BSP MALE TAPERED (ISO 7), 90° ELBOW

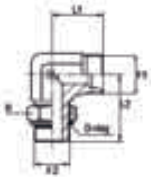


PART. REF.	THREADS		W.P.	DIMENSION (mm)				
	F ₁ (METR)	F ₂ (BSPT)	bar	P	A	H	C	D
0561107-06-02	M12x1,5	1/8" - 28	315	6,0	12,0	12	8,0	20,0
0561107-06-04	M12x1,5	1/4" - 19	315	6,0	14,0	12	12,0	26,0
0561107-08-02	M14x1,5	1/8" - 28	315	8,0	14,0	12	8,0	22,0
0561107-08-04	M14x1,5	1/4" - 19	315	8,0	14,0	12	12,0	26,0
0561107-08-06	M14x1,5	3/8" - 19	315	8,0	16,0	17	12,0	28,0
0561107-10-02	M16x1,5	1/8" - 28	315	10,0	15,0	14	8,0	22,0
0561107-10-04	M16x1,5	1/4" - 19	315	10,0	15,0	14	12,0	27,0
0561107-10-06	M16x1,5	3/8" - 19	315	10,0	17,0	17	12,0	28,0
0561107-12-04	M18x1,5	1/4" - 19	315	12,0	17,0	17	12,0	28,0
0561107-12-06	M18x1,5	3/8" - 19	315	12,0	17,0	17	12,0	28,0
0561107-12-08	M18x1,5	1/2" - 14	315	12,0	20,0	19	14,0	34,0
0561107-15-06	M22x1,5	3/8" - 19	315	15,0	21,0	19	12,0	30,0
0561107-15-08	M22x1,5	1/2" - 14	315	15,0	21,0	19	14,0	34,0
0561107-18-08	M26x1,5	1/2" - 14	315	18,0	23,5	24	14,0	36,0
0561107-22-12	M30x2,0	3/4" - 14	160	22,0	27,5	27	16,0	42,0
0561107-28-16	M36x2,0	1" - 11	160	28,0	30,5	36	18,0	48,0
0561107-35-20	M45x2,0	1.1/4" - 11	160	35,0	34,5	41	20,0	54,0
0561107-42-24	M52x2,0	1.1/2" - 11	160	42,0	40,0	50	22,0	61,0

If you wish to order a fitting/ ferrule/ adaptor in stainless, please add at the end of code.SS

ADAPTORS

BRC

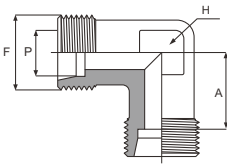


0561109

METRIC MALE, LIGHT TYPE (DIN 2353)
BSP MALE O'RING (ISO 1179-3), 90° ELBOW

PART. REF.	THREADS		W.P.	DIMENSION (mm)			
	F ₁ (METR)	F ₂ (BSP)		L ₁	L ₂	H	P
0561109-06-02	M12x1,5	1/8"	315	19,0	26,0	14	6,0
0561109-08-04	M14x1,5	1/4"	315	21,0	32,0	19	8,0
0561109-10-04	M16x1,5	1/4"	315	22,0	32,0	19	10,0
0561109-12-06	M18x1,5	3/8"	250	24,0	37,0	22	12,0
0561109-15-08	M22x1,5	1/2"	250	28,0	44,0	27	15,0
0561109-18-08	M26x1,5	1/2"	250	31,0	47,0	27	18,0
0561109-22-12	M30x2,0	3/4"	160	35,0	51,0	36	22,0
0561109-28-16	M36x2,0	1"	160	38,0	53,0	41	28,0
0561109-35-20	M45x2,0	1 1/4"	160	45,0	59,0	50	35,0
0561109-42-24	M52x2,0	1 1/2"	160	51,0	64,0	55	42,0

If You wish to order a fitting/ ferrule/ adaptor in stainless, please add at the end of code.SS



0561111

METRIC MALE, LIGHT TYPE (DIN 2353), 90° EQUAL ELBOW

PART. REF.	THREADS	W.P.	DIMENSION (mm)		
			F (METR)	P	A
056111 1-06-06	M12x1,5	315	6,0	12,0	12
056111 1-08-08	M14x1,5	315	8,0	14,0	12
0561111-10-10	M16x1,5	315	10,0	15,0	14
0561111-12-12	M18x1,5	315	12,0	17,0	17
0561111-15-15	M22x1,5	315	15,0	21,0	19
0561111-18-18	M26x1,5	315	18,0	23,5	24
0561111-22-22	M30x2,0	160	22,0	27,5	27
0561111-28-28	M36x2,0	160	28,0	30,5	36
0561111-35-35	M45x2,0	160	35,0	34,5	41
056111 1-42-42	M52x2,0	160	42,0	40,0	50

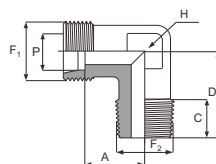
If You wish to order a fitting/ ferrule/ adaptor in stainless, please add at the end of code.SS

ADAPTORS

BRC

0561128

METRIC MALE, LIGHT TYPE (DIN 2353)
NPT MALE (SAE J476A), 90° ELBOW

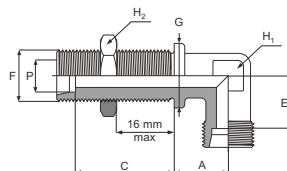


PART. REF.	THREADS		W.P.	DIMENSION (mm)					
	F1 (METR)	F2 (NPT)	bar	P	A	H1	C	D	
056112 8-06-02	M12x1,5	1/8" - 27	315	6,0	12,0	12	10,0	20,0	
056112 8-08-04	M14x1,5	1/4" - 18	315	8,0	14,0	12	15,0	26,0	
056128-1 0-04	M16x1,5	1/4" - 18	315	10,0	15,0	14	15,0	27,0	
056128-1 2-04	M18x1,5	1/4" - 18	315	12,0	17,0	17	15,0	28,0	
056128-1 2-06	M18x1,5	3/8" - 18	315	12,0	17,0	17	15,0	28,0	
056128-1 5-08	M22x1,5	1/2" - 14	315	15,0	21,0	19	19,5	34,0	
056128-1 8-08	M26x1,5	1/2" - 14	315	18,0	23,5	24	19,5	36,0	
056128-22-12	M30x2,0	3/4" - 14	160	22,0	27,5	27	20,0	42,0	
056128-28-16	M36x2,0	1" - 11 ^{1/2}	160	28,0	30,5	36	25,0	48,0	
0561 128-35-20	M45x2,0	1 1/4" - 11 ^{1/2}	160	35,0	34,5	41	25,5	57,0	

If You wish to order a fitting/ ferrule/ adaptor in stainless, please add at the end of code.SS

0561177

METRIC BULKHEAD MALE, LIGHT TYPE (DIN 2353), 90° ELBOW

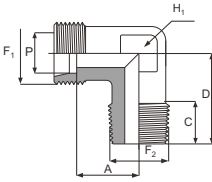


PART. REF.	THREADS	W.P.	DIMENSION (mm)						
	F (METR)	bar	P	A	H1	C	H2	E	G
0561177-06-06	M12x1,5	315	6,0	14,0	12	27,0	17	12,0	17,0
0561177-08-08	M14x1,5	315	8,0	17,0	12	27,0	19	14,0	19,0
0561177-10-10	M16x1,5	315	10,0	18,0	14	28,0	22	15,0	22,0
0561177-12-12	M18x1,5	315	12,0	20,0	17	29,0	24	17,0	24,0
0561177-15-15	M22x1,5	315	15,0	23,0	19	31,0	30	21,0	27,0
0561177-18-18	M26x1,5	315	18,0	24,0	24	32,5	36	23,5	32,0
0561177-22-22	M30x2,0	160	22,0	30,0	27	34,5	41	27,5	36,0
0561177-28-28	M36x2,0	160	28,0	34,0	36	35,5	46	30,5	42,0
0561177-35-35	M45x2,0	160	35,0	39,0	41	36,5	55	34,5	50,0
0561177-42-42	M52x2,0	160	42,0	43,0	50	36,0	65	40,0	60,0

If You wish to order a fitting/ ferrule/ adaptor in stainless, please add at the end of code.SS

ADAPTORS

BRC

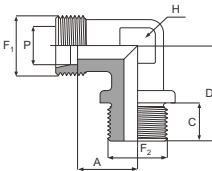


0561188

METRIC MALE, LIGHT TYPE (DIN 2353)
METRIC MALE TAPERED, 90° ELBOW

PART. REF.	THREADS		W.P.	DIMENSION (mm)				
	F1 (METR)	F2 (METR)	bar	P	A	H1	C	D
0561188-06-10	M12x1,5	M10x1,0	315	6,0	12,0	12	8,0	20,0
0561188-08-12	M14x1,5	M12x1,5	315	8,0	14,0	12	12,0	26,0
0561188-10-14	M16x1,5	M14x1,5	315	10,0	15,0	14	12,0	27,0
0561188-12-16	M18x1,5	M16x1,5	315	12,0	17,0	17	12,0	28,0
0561188-15-18	M22x1,5	M18x1,5	315	15,0	21,0	19	12,0	32,0
0561188-18-22	M26x1,5	M22x1,5	315	18,0	23,5	24	14,0	36,0

If You wish to order a fitting/ ferrule/ adaptor in stainless, please add at the end of code.SS



0561206

METRIC MALE, HEAVY TYPE (DIN 2353)
BSP FLAT FACE MALE, 90° ELBOW

PART. REF.	THREADS		W.P.	DIMENSION (mm)				
	F1 (METR)	F2 (BSP)	bar	P	A	H	C	D
0561206-20-12	M30x2,0	3/4" - 14	400	20,0	26,5	27	15,0	43,5
0561206-25-16	M36x2,0	1" - 11	400	25,0	30,0	36	17,0	49,0
0561206-30-24	M42x2,0	1.1/4" - 11	400	30,0	41,0	50	20,0	64,0
0561206-38-24	M52x2,0	1.1/2" - 11	400	38,0	41,0	50	20,0	72,0

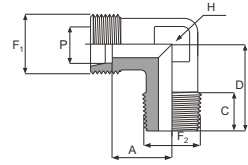
If You wish to order a fitting/ ferrule/ adaptor in stainless, please add at the end of code.SS

ADAPTORS

BRC

0561207

METRIC MALE HEAVY TYPE (DIN 2353)
BSP MALE TAPERED (ISO 7), 90° ELBOW

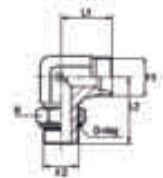


PART. REF.	THREADS		W.P.	DIMENSION (mm)				
	F1 (METR)	F2 (BSPT)	bar	P	A	H	C	D
0561207-06-04	M14x1,5	1/4" - 19	630	6,0	16,0	12	12,0	26,0
0561207-08-04	M16x1,5	1/4" - 19	630	8,0	17,0	14	12,0	27,0
0561207-08-06	M16x1,5	3/8" - 19	630	10,0	17,5	17	12,0	28,0
0561207-12-06	M20x1,5	3/8" - 19	630	12,0	21,5	17	12,0	28,0
0561207-12-08	M20x1,5	1/2" - 14	630	12,0	20,5	19	14,0	32,0
0561207-14-06	M22x1,5	3/8" - 19	630	14,0	22,0	19	12,0	30,0
0561207-14-08	M22x1,5	1/2" - 14	630	14,0	22,0	19	14,0	32,0
0561207-16-08	M24x1,5	1/2" - 14	400	16,0	24,5	24	14,0	32,0
0561207-20-12	M30x2,0	3/4" - 14	400	20,0	26,5	27	16,0	42,0
0561207-25-16	M36x2,0	1" - 11	400	25,0	30,0	36	18,0	48,0
0561207-30-20	M42x2,0	1.1/4" - 11	400	30,0	35,5	41	20,0	54,0

If You wish to order a fitting/ ferrule/ adaptor in stainless, please add at the end of code.SS

0561209

METRIC MALE HEAVY TYPE (DIN 2353)
BSP MALE O'RING, 90° ELBOW

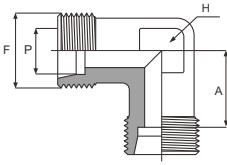


PART. REF.	THREADS		W.P.	DIMENSION (mm)			
	F1 (METR)	F2 (BSP)	bar	L1	L2	H	P
0561209-06-04	M14x1,5	1/4"	315	23,0	32,0	19	6,0
0561209-08-04	M16x1,5	1/4"	315	24,0	32,0	19	8,0
0561209-10-06	M18x1,5	3/8"	250	25,0	37,0	22	10,0
0561209-12-06	M20x1,5	3/8"	250	29,0	37,0	22	12,0
0561209-14-08	M22x1,5	1/2"	250	30,0	44,0	27	14,0
0561209-16-08	M24x1,5	1/2"	250	33,0	47,0	27	16,0
0561209-20-12	M30x2,0	3/4"	250	37,0	51,0	36	20,0
0561209-25-16	M36x2,0	1"	200	42,0	53,0	41	25,0
0561209-30-20	M45x2,0	1 1/4"	200	49,0	59,0	50	30,0
0561209-38-24	M52x2,0	1 1/2"	160	57,0	64,0	55	38,0

If You wish to order a fitting/ ferrule/ adaptor in stainless, please add at the end of code.SS

ADAPTORS

BRC

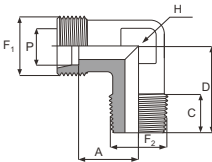


0561212

METRIC MALE HEAVY TYPE (DIN 2353), 90° ELBOW

PART. REF.	THREADS	W.P.	DIMENSION (mm)			
	F (METR)	bar	P	A	H	
0561212-06-06	M14x1,5	630	6,0	16,0	12	
0561212-08-08	M16x1,5	630	8,0	17,0	14	
0561212-10-10	M18x1,5	630	10,0	17,5	17	
0561212-12-12	M20x1,5	630	12,0	21,5	17	
0561212-14-14	M22x1,5	630	14,0	22,0	19	
0561212-16-16	M24x1,5	400	16,0	24,5	24	
0561212-20-20	M30x2,0	400	20,0	26,5	27	
0561212-25-25	M36x2,0	400	25,0	30,0	36	
0561212-30-30	M42x2,0	400	30,0	35,5	41	
0561212-38-38	M52x2,0	400	38,0	41,0	50	

If You wish to order a fitting/ ferrule/ adaptor in stainless, please add at the end of code.55



0561228

METRIC MALE, HEAVY TYPE (DIN 2353)
NPT MALE (SAE J476A), 90° ELBOW

PART. REF.	THREADS		W.P.	DIMENSION (mm)				
	F1 (METR)	F2 (NPT)	bar	P	A	H1	C	D
0561228-08-04	M16x1,5	1/4" - 18	630	8,0	17,0	14	15,0	27,0
0561228-10-06	M18x1,5	3/8" - 18	630	10,0	17,5	17	15,0	28,0
0561228-12-06	M20x1,5	3/8" - 18	630	12,0	21,5	17	15,0	28,0
0561228-14-08	M22x1,5	1/2" - 14	630	14,0	22,0	19	19,5	34,0
0561228-16-08	M24x1,5	1/2" - 14	400	16,0	24,5	24	19,5	36,0
0561228-20-12	M30x2,0	3/4" - 14	400	20,0	26,5	27	20,0	42,0

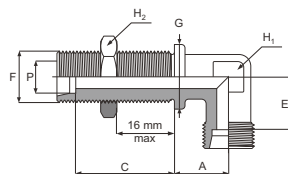
If You wish to order a fitting/ ferrule/ adaptor in stainless, please add at the end of code.55

ADAPTORS

BRC

0561287

METRIC BULKHEAD MALE, HEAVY TYPE (DIN 2353), 90° ELBOW

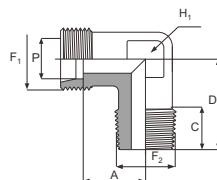


PART. REF.	THREADS	W.P.	DIMENSION (mm)						
	F (METR)	bar	P	A	H₁	C	H₂	E	G
0561287-06-06	M14x1,5	630	6,0	17,0	12	29,0	19	16,0	19,0
0561287-08-08	M16x1,5	630	8,0	18,0	14	29,0	22	17,0	22,0
0561287-10-10	M18x1,5	630	10,0	20,0	17	29,5	24	17,5	24,0
0561287-12-12	M20x1,5	630	12,0	21,0	17	30,5	27	21,5	27,0
0561287-14-14	M22x1,5	630	14,0	23,0	19	32,0	30	22,0	27,0
0561287-16-16	M24x1,5	400	16,0	24,0	24	31,5	32	24,5	30,0
0561287-20-20	M30x2,0	400	20,0	30,0	27	33,5	41	26,5	36,0
0561287-25-25	M36x2,0	400	25,0	34,0	36	35,0	46	30,0	42,0
0561287-30-30	M42x2,0	400	30,0	39,0	41	37,5	50	35,5	50,0
0561287-38-38	M52x2,0	400	38,0	43,0	50	37,0	65	41,0	60,0

If You wish to order a fitting/ ferrule/ adaptor in stainless, please add at the end of code.SS

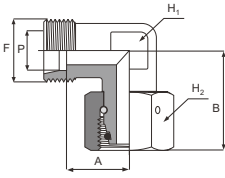
0561288

METRIC MALE, HEAVY TYPE (DIN 2353)
METRIC MALE TAPERED, 90° ELBOW



PART. REF.	THREADS		W.P.	DIMENSION (mm)				
	F₁ (METR)	F₂ (METR)	bar	P	A	H₁	C	D
0561288-06-12	M14x1,5	M12x1,5	630	6,0	16,0	12	12,0	20,0
0561288-08-14	M16x1,5	M14x1,5	630	8,0	17,0	14	12,0	20,0
0561288-10-16	M18x1,5	M16x1,5	630	10,0	17,5	17	12,0	28,0
0561288-12-18	M20x1,5	M18x1,5	630	12,0	21,5	17	12,0	28,0
0561288-14-20	M22x1,5	M20x1,5	630	14,0	22,0	19	14,0	32,0
0561288-16-22	M24x1,5	M22x1,5	400	16,0	24,5	24	14,0	32,0

If You wish to order a fitting/ ferrule/ adaptor in stainless, please add at the end of code.SS

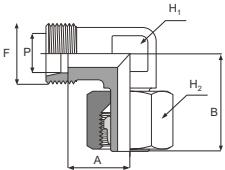


0581115

METRIC FEMALE STUD ELBOW, LIGHT TYPE (DIN 2353)

PART. REF.	THREADS	W.P.	DIMENSION (mm)				
			F (METR)	bar	P	A	H ₁
058111 5-06-12	M12x1,5	315	6,0	12,0	12	14	26,0
058111 5-08-14	M14x1,5	315	8,0	14,0	12	17	27,0
058115-10-16	M16x1,5	315	10,0	15,0	14	19	28,5
058115-12-18	M18x1,5	315	12,0	17,0	17	22	29,0
058115-15-22	M22x1,5	315	14,0	21,0	19	27	32,0
058115-18-26	M26x1,5	315	18,0	23,5	24	32	35,0
058115-22-30	M30x2,0	160	22,0	27,5	27	36	38,0
058115-28-36	M36x2,0	160	28,0	30,5	36	41	41,5
058115-3 5-45	M45x2,0	160	35,0	34,5	41	50	51,0
058111 5-42-52	M52x2,0	160	42,0	40,0	50	60	56,0

If You wish to order a fitting/ ferrule/ adaptor in stainless, please add at the end of code.SS



0581120

METRIC FEMALE STUD STANDPIPE 90° ELBOW, LIGHT TYPE (DIN 2353)

PART. REF.	THREADS	W.P.	DIMENSION (mm)				
			F (METR)	bar	P	A	H ₁
058112 0-06-12	M12x1,5	315	6,0	12,0	12	14	26,0
058112 0-08-14	M14x1,5	315	8,0	14,0	12	17	27,5
058120-10-16	M16x1,5	315	10,0	15,0	14	19	29,0
058120-12-18	M18x1,5	315	12,0	17,0	17	22	29,5
058120-15-22	M22x1,5	315	15,0	21,0	19	27	32,5
058120-18-26	M26x1,5	315	18,0	23,5	24	32	35,5
058120-22-30	M30x2,0	160	22,0	27,5	27	36	38,5

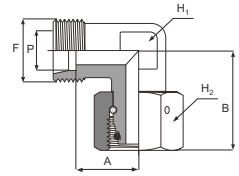
If You wish to order a fitting/ ferrule/ adaptor in stainless, please add at the end of code.SS

ADAPTORS

BRC

0581216

METRIC FEMALE STUD ELBOW, HEAVY TYPE (DIN 2353)

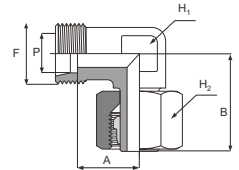


PART. REF.	THREADS	W.P.	DIMENSION (mm)				
			F (METR)	bar	P	A	H ₁
0581216-06-14	M14x1,5	630	6,0	16,0	12	17	27,0
0581216-08-16	M16x1,5	630	8,0	17,0	14	19	27,0
0581216-10-18	M18x1,5	630	10,0	17,5	17	22	29,5
0581216-12-20	M20x1,5	630	12,0	21,5	17	24	30,5
0581216-14-22	M22x1,5	630	14,0	22,0	19	27	34,5
0581216-16-24	M24x1,5	400	16,0	24,5	24	30	36,0
0581216-20-30	M30x2,0	400	20,0	26,5	27	36	44,0
0581216-25-36	M36x2,0	400	25,0	30,0	36	46	49,5
0581216-30-42	M42x2,0	400	30,0	35,5	41	50	55,0
0581216-38-52	M52x2,0	315	38,0	41,0	50	60	63,0

If You wish to order a fitting/ ferrule/ adaptor in stainless, please add at the end of code.SS

0581221

METRIC FEMALE STUD STANDPIPE 90° ELBOW, HEAVY TYPE (DIN 2353)

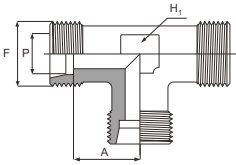


PART. REF.	THREADS	W.P.	DIMENSION (mm)				
			F (METR)	bar	P	A	H ₁
0581221-06-14	M14x1,5	630	6,0	16,0	12	17	27,0
0581221-08-16	M16x1,5	630	8,0	17,0	14	19	27,5
0581221-10-18	M18x1,5	630	10,0	17,5	17	22	30,0
0581221-12-20	M20x1,5	630	12,0	21,5	17	24	31,0
0581221-14-22	M22x1,5	630	14,0	22,0	19	27	35,0
0581221-16-24	M24x1,5	400	16,0	24,5	24	30	36,5
0581221-20-30	M30x2,0	400	20,0	26,5	27	36	44,5

If You wish to order a fitting/ ferrule/ adaptor in stainless, please add at the end of code.SS

ADAPTORS

BRC

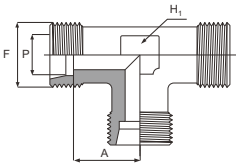


0701111

UNION TEE, LIGHT TYPE (DIN 2353)

PART. REF.	THREADS	W.P.	DIMENSION (mm)		
	F (METR)	bar	P	A	H ₁
070111 1-06-06	M12x1,5	315	6,0	12,0	12
070111 1-08-08	M14x1,5	315	8,0	14,0	12
0701111-10-10	M16x1,5	315	10,0	15,0	14
0701111-12-12	M18x1,5	315	12,0	17,0	17
0701111-15-15	M22X1,5	315	15,0	21,0	19
0701111-18-18	M26X1,5	160	18,0	23,5	24
0701111-22-22	M30X2,0	160	22,0	27,5	27
0701111-28-28	M36X2,0	160	28,0	30,5	36
0701111-35-35	M45X2,0	160	35,0	34,5	41
070111 1-42-42	M52X2,0	160	42,0	40,0	50

If You wish to order a fitting/ ferrule/ adaptor in stainless, please add at the end of code.SS



0701212

UNION TEE, HEAVY TYPE (DIN 2353)

PART. REF.	THREADS	W.P.	DIMENSION (mm)		
	F (METR)	bar	P	A	H ₁
0701212-06-06	M14x1,5	630	6,0	16,0	12
0701212-08-08	M16x1,5	630	8,0	17,0	14
07012 12-10-10	M18x1,5	630	10,0	17,5	17
07012 12-12-12	M20x1,5	630	12,0	21,5	17
07012 12-14-14	M22X1,5	630	14,0	22,0	19
07012 12-16-16	M24X1,5	400	16,0	24,5	24
0701212-20-20	M30X2,0	400	20,0	26,5	27
0701212-25-25	M36X2,0	400	25,0	30,0	36
0701212-30-30	M42X2,0	400	30,0	35,5	41
0701212-38-38	M52X2,0	400	38,0	41,0	50

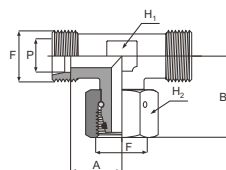
If You wish to order a fitting/ ferrule/ adaptor in stainless, please add at the end of code.SS

ADAPTORS

BRC

0711115

ADJUSTABLE STUD BRANCH TEE WITH O'RING, LIGHT TYPE (DIN 2353)

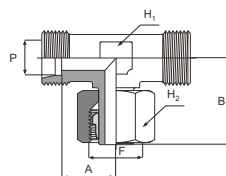


PART. REF.	THREADS	W.P.	DIMENSION (mm)				
			F (METR)	bar	P	A	H ₁
071111 5-06-12	M12x1,5	315	6,0	12,0	12	14	26,0
071111 5-08-14	M14x1,5	315	8,0	14,0	12	17	27,5
0711115-10-16	M16x1,5	315	10,0	15,0	14	19	29,0
0711115-12-18	M18x1,5	315	12,0	17,0	17	22	29,5
0711115-15-22	M22x1,5	315	15,0	21,0	19	27	32,5
0711115-18-26	M26x1,5	315	18,0	23,5	24	32	35,5
0711115-22-30	M30x2,0	160	22,0	27,5	27	36	38,5
0711115-28-36	M36x2,0	160	28,0	30,5	36	41	41,5
0711115-3 5-45	M45x2,0	160	35,0	34,5	41	50	51,5
071111 5-42-52	M52x2,0	160	42,0	40,0	50	60	56,0

If You wish to order a fitting/ ferrule/ adaptor in stainless, please add at the end of code.SS

0711120

ADJUSTABLE STUD BRANCH TEE, LIGHT TYPE (DIN 2353)

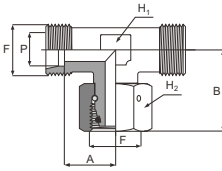


PART. REF.	THREADS	W.P.	DIMENSION (mm)				
			F (METR)	bar	P	A	H ₁
071112 0-06-12	M12x1,5	315	6,0	12,0	12	14	26,0
071112 0-08-14	M14x1,5	315	8,0	14,0	12	17	27,0
0711120-10-16	M16x1,5	315	10,0	15,0	14	19	28,5
0711120-12-18	M18x1,5	315	12,0	17,0	17	22	29,0
0711120-15-22	M22x1,5	315	15,0	21,0	19	27	32,0
0711120-18-26	M26x1,5	315	18,0	23,5	24	32	35,0
0711120-22-30	M30x2,0	160	22,0	27,5	27	36	38,0
0711120-28-36	M36x2,0	160	28,0	30,5	36	41	41,5
0711120-3 5-45	M45x2,0	160	35,0	34,5	41	50	51,0
071112 0-42-52	M52x2,0	160	42,0	40,0	50	60	56,0

If You wish to order a fitting/ ferrule/ adaptor in stainless, please add at the end of code.SS

ADAPTORS

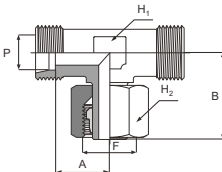
BRC



0711216
ADJUSTABLE STUD BRANCH TEE WITH O-RING, HEAVY TYPE (DIN 2353)

PART. REF.	THREADS	W.P.	DIMENSION (mm)				
			F (METR)	bar	P	A	H ₁
0711216-06-14	M14x1,5	630	6,0	16,0	12	17	27,0
0711216-08-16	M16x1,5	630	8,0	17,0	14	19	27,5
0711216-10-18	M18x1,5	630	10,0	17,5	17	22	30,0
0711216-12-20	M20x1,5	630	12,0	21,5	17	24	31,0
0711216-14-22	M22x1,5	630	14,0	22,0	19	27	35,0
0711216-16-24	M24x1,5	400	16,0	24,5	24	30	36,5
0711216-20-30	M30x2,0	400	20,0	26,5	27	36	44,5
0711216-25-36	M36x2,0	400	25,0	30,0	36	46	50,0
0711216-30-42	M42x2,0	400	30,0	35,5	41	50	55,5
0711216-38-52	M52x2,0	315	38,0	41,0	50	60	63,0

If You wish to order a fitting/ ferrule/ adaptor in stainless, please add at the end of code.SS



0711221
ADJUSTABLE STUD BRANCH TEE, HEAVY TYPE (DIN 2353)

PART. REF.	THREADS	W.P.	DIMENSION (mm)				
			F (METR)	bar	P	A	H ₁
0711221-06-14	M14x1,5	630	6,0	16,0	12	17	27,0
0711221-08-16	M16x1,5	630	8,0	17,0	14	19	27,0
0711221-10-18	M18x1,5	630	10,0	17,5	17	22	29,5
0711221-12-20	M20x1,5	630	12,0	21,5	17	24	30,5
0711221-14-22	M22x1,5	630	14,0	22,0	19	27	34,5
0711221-16-24	M24x1,5	400	16,0	24,5	24	30	36,0
0711221-20-30	M30x2,0	400	20,0	26,5	27	36	44,0
0711221-25-36	M36x2,0	400	25,0	30,0	36	46	49,5
0711221-30-42	M42x2,0	400	30,0	35,5	41	50	55,0
0711221-38-52	M52x2,0	400	38,0	41,0	50	60	63,0

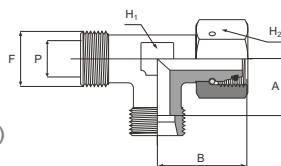
If You wish to order a fitting/ ferrule/ adaptor in stainless, please add at the end of code.SS

ADAPTORS

BRC

0721115

ADJUSTABLE STUD RUN TEE WITH O'RING, LIGHT TYPE (DIN2353)

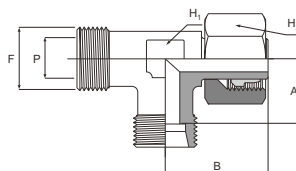


PART. REF.	THREADS	W.P.	DIMENSION (mm)				
	F (METR)	bar	P	A	H ₁	H ₂	B
0721115-06-12	M12x1,5	315	6,0	12,0	12	14	26,0
0721115-08-14	M14x1,5	315	8,0	14,0	12	17	27,5
0721115-10-16	M16x1,5	315	10,0	15,0	14	19	29,0
0721115-12-18	M18x1,5	315	12,0	17,0	17	22	29,5
0721115-15-22	M22x1,5	315	15,0	21,0	19	27	32,5
0721115-18-26	M26x1,5	160	18,0	23,5	24	32	35,5
0721115-22-30	M30x2,0	160	22,0	27,5	27	36	38,5
0721115-28-36	M36x2,0	160	28,0	30,5	36	41	41,5
0721115-35-45	M45x2,0	160	35,0	34,5	41	50	51,5
0721115-42-52	M52x2,0	160	42,0	40,0	50	60	56,0

If You wish to order a fitting/ ferrule/ adaptor in stainless, please add at the end of code.SS

0721120

ADJUSTABLE STUD RUN TEE, LIGHT TYPE (DIN2353)

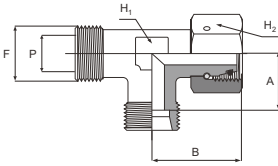


PART. REF.	THREADS	W.P.	DIMENSION (mm)				
	F (METR)	bar	P	A	H ₁	H ₂	B
0721120-06-12	M12x1,5	315	6,0	12,0	12	14	26,0
0721120-08-14	M14x1,5	315	8,0	14,0	12	17	27,0
0721120-10-16	M16x1,5	315	10,0	15,0	14	19	28,5
0721120-12-18	M18x1,5	315	12,0	17,0	17	22	29,0
0721120-15-22	M22x1,5	315	15,0	21,0	19	27	32,0
0721120-18-26	M26x1,5	315	18,0	23,5	24	32	35,0
0721120-22-30	M30x2,0	160	22,0	27,5	27	36	38,0
0721120-28-36	M36x2,0	160	28,0	30,5	36	41	41,5
0721120-35-45	M45x2,0	160	35,0	34,5	41	50	51,0
0721120-42-52	M52x2,0	160	42,0	40,0	50	60	56,0

If You wish to order a fitting/ ferrule/ adaptor in stainless, please add at the end of code.SS

ADAPTORS

BRC

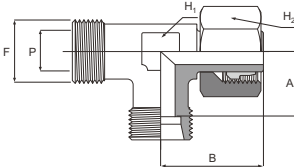


0721216

ADJUSTABLE STUD RUN TEE WITH O'RING, HEAVY TYPE (DIN 2353)

PART. REF.	THREADS	W.P.	DIMENSION (mm)				
			F (METR)	bar	P	A	H ₁
0721216-06-14	M14x1,5	630	6,0	16,0	12	17	27,0
0721216-08-16	M16x1,5	630	8,0	17,0	14	19	27,5
0721216-10-18	M18x1,5	630	10,0	17,5	17	22	30,0
0721216-12-20	M20x1,5	630	12,0	21,5	17	24	31,0
0721216-14-22	M22x1,5	630	14,0	22,0	19	27	35,0
0721216-16-24	M24x1,5	400	16,0	24,5	24	30	36,5
0721216-20-30	M30x2,0	400	20,0	26,5	27	36	44,5
0721216-25-36	M36x2,0	400	25,0	30,0	36	46	50,0
0721216-30-42	M42x2,0	400	30,0	35,5	41	50	55,5
0721216-38-52	M52x2,0	315	38,0	41,0	50	60	63,0

If You wish to order a fitting/ ferrule/ adaptor in stainless, please add at the end of code.SS



0721221

ADJUSTABLE STUD RUN TEE, HEAVY TYPE (DIN 2353)

PART. REF.	THREADS	W.P.	DIMENSION (mm)				
			F (METR)	bar	P	A	H ₁
0721221-06-14	M14x1,5	630	6,0	16,0	12	17	27,0
0721221-08-16	M16x1,5	630	8,0	17,0	14	19	27,0
0721221-10-18	M18x1,5	630	10,0	17,5	17	22	29,5
0721221-12-20	M20x1,5	630	12,0	21,5	17	24	30,5
0721221-14-22	M22x1,5	630	14,0	22,0	19	27	34,5
0721221-16-24	M24x1,5	400	16,0	24,5	24	30	36,0
0721221-20-30	M30x2,0	400	20,0	26,5	27	36	44,0
0721221-25-36	M36x2,0	400	25,0	30,0	36	46	49,5
0721221-30-42	M42x2,0	400	30,0	35,5	41	50	55,0
0721221-38-52	M52x2,0	315	38,0	41,0	50	60	63,0

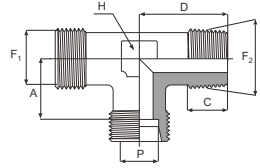
If You wish to order a fitting/ ferrule/ adaptor in stainless, please add at the end of code.SS

ADAPTORS

BRC

0761107

MALE STUD RUN TEE, LIGHT SERIES (DIN 2353)
BSP MALE TAPERED (ISO 7)

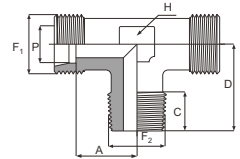


PART. REF.	THREADS		W.P.	DIMENSION (mm)				
	F1 (METR)	F2 (BSPT)		bar	P	A	H	C
0761107-08-04	M14x1,5	1/4" - 19	315	8,0	14,0	12	12,0	26,0
0761107-10-04	M16x1,5	1/4" - 19	315	10,0	15,0	14	12,0	27,0
0761107-12-06	M18x1,5	3/8" - 19	315	12,0	17,0	17	12,0	28,0
0761107-15-08	M22x1,5	1/2" - 14	315	15,0	21,0	19	14,0	34,0
0761107-18-08	M26x1,5	1/2" - 14	315	18,0	23,5	24	14,0	36,0

If You wish to order a fitting/ ferrule/ adaptor in stainless, please add at the end of code.SS

0781107

MALE STUD BRANCH TEE, LIGHT SERIES (DIN 2353)
BSP MALE TAPERED (ISO 7)

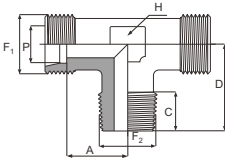


PART. REF.	THREADS		W.P.	DIMENSION (mm)				
	F1 (METR)	F2 (BSPT)		bar	P	A	H	C
0781107-06-02	M12x1,5	1/8" - 28	315	6,0	12,0	12	8,0	20,0
0781107-08-04	M14x1,5	1/4" - 19	315	8,0	14,0	12	12,0	26,0
0781107-10-04	M16x1,5	1/4" - 19	315	10,0	15,0	14	12,0	27,0
0781107-12-06	M18x1,5	3/8" - 19	315	12,0	17,0	17	12,0	28,0
0781107-15-08	M22x1,5	1/2" - 14	315	15,0	21,0	19	14,0	34,0
0781107-18-08	M26x1,5	1/2" - 14	315	18,0	23,5	24	14,0	36,0
0781107-22-12	M30x2,0	3/4" - 14	315	22,0	27,5	27	16,0	42,0

If You wish to order a fitting/ ferrule/ adaptor in stainless, please add at the end of code.SS

ADAPTORS

BRC

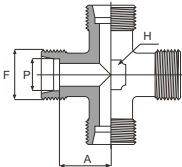


0781207

MALE STUD BRANCH TEE, HEAVY SERIES (DIN 2353)
BSP MALE TAPERED (ISO 7)

PART. REF.	THREADS		W.P.	DIMENSION (mm)				
	F ₁ (METR)	F ₂ (BSPT)		P	A	H	C	D
0781207-06-04	M14x1,5	1/4" - 19	630	6,0	16,0	12	12,0	26,0
0781207-08-04	M16x1,5	1/4" - 19	630	8,0	17,0	14	12,0	27,0
0781207-10-06	M18x1,5	3/8" - 19	630	10,0	17,5	17	12,0	28,0
0781207-12-06	M20x1,5	3/8" - 19	630	12,0	21,5	17	12,0	28,0
0781207-14-08	M22x1,5	1/2" - 14	630	14,0	22,0	19	14,0	32,0
0781207-16-08	M24x1,5	1/2" - 14	400	16,0	24,5	24	14,0	32,0

If You wish to order a fitting/ ferrule/ adaptor in stainless, please add at the end of code.SS



0901111

EQUAL CROSS, LIGHT TYPE (DIN 2353)

PART. REF.	THREADS	W.P.	DIMENSION (mm)		
			F (METR)	P	A
090111 1-06-06	M12x1,5	315	6,0	12,0	12
090111 1-08-08	M14x1,5	315	8,0	14,0	12
0901111-10-10	M16x1,5	315	10,0	15,0	14
0901111-12-12	M18x1,5	315	12,0	17,0	17
0901111-15-15	M22x1,5	315	15,0	21,0	19
0901111-18-18	M26x1,5	315	18,0	23,5	24
0901111-22-22	M30x2,0	160	22,0	27,5	27
0901111-28-28	M36x2,0	160	28,0	30,5	36
0901111-35-35	M45x2,0	160	35,0	34,5	41
090111 1-42-42	M52x2,0	160	42,0	40,0	50

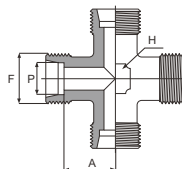
If You wish to order a fitting/ ferrule/ adaptor in stainless, please add at the end of code.SS

ADAPTORS

BRC

0901212

EQUAL CROSS, HEAVY TYPE (DIN 2353)



PART. REF.	THREADS	W.P.	DIMENSION (mm)		
	F (METR)	bar	P	A	H
0901212-06-06	M14x1,5	630	6,0	16,0	12
0901212-08-08	M16x1,5	630	8,0	17,0	14
0901212-10-10	M18x1,5	630	10,0	17,5	17
0901212-12-12	M20x1,5	630	12,0	21,5	17
0901212-14-14	M22x1,5	630	14,0	22,0	19
0901212-16-16	M24x1,5	400	16,0	24,5	24
0901212-20-20	M30x2,0	400	20,0	26,5	27
0901212-25-25	M36x2,0	400	25,0	30,0	36
0901212-30-30	M42x2,0	400	30,0	35,5	41
0901212-38-38	M52x2,0	400	38,0	41,0	50

If You wish to order a fitting/ ferrule/ adaptor in stainless, please add at the end of code.SS



REV. 20 MAY 2024

Distributor :

HARTEX GLOBAL INDUSTRIAL

Factory :

Green Sedayu Bizpark Cakung Blok GS 5 No. 102
Jl. Cakung Cilincing Timur Raya KM. 2
Cakung - Jakarta Timur - 13910

☎ : +62 21 461 3110 | 📞 : +62 811 803 6799
Email: info@hartex.id | Web: www.hartex.id

